



MK Cable Management (Saudi Arabia) Ltd. (Formerly Saudi Ega Ltd.) is a joint venture company with MK Electric, UK (part of Honeywell, USA) and is proud to be recognized throughout the Kingdom as the leading producer of high quality uPVC conduit, fittings and mini trunking.

Saudi Ega conduit has for many years been the first choice of consultants and specifiers in Saudi Arabia, and Saudi Ega products have been installed in many new and prestigious buildings throughout the Kingdom and Middle East for example:

The Faisaliah Tower, Riyadh, Kingdom Tower Riyadh, Supreme Court Riyadh, Farsi center, Jeddah, Toyota Center and the Ajaj Tower, Doha, Qatar, Emirates Hills Dubai etc.

The latest manufacturing and test equipment ensures that the highest product standards are maintained and every single item is produced to exactly the same high standards as those one would expect from MK's own factories in the UK.

Saudi Ega conduit system are manufactured in accordance with the relevant requirements of international standards such as BS 4607, BSEN50086 & BSEN:61386

Quality and manufacture is strictly monitored by Saudi Arabia Standard Organization to ensure compliance with its requirements at all times. Saudi Ega products meet the highest local and International standards and are ideally suited to the environmental conditions in the Middle East Region

MK Cable Management (Saudi Arabia) Ltd. is proud to have been awarded the S.A.S.O Quality Mark – confirmation and reassurance to all customers, of the quality and reliability of Saudi Ega conduit.

MK Cable Management (Saudi Arabia) Ltd. is also proud to have built an enviable reputation throughout the industry and first class links with specifying bodies, contractors and dealers. Our sales engineers are always available to advise you on our products and their installation.

Saudi Ega conduit is available in 3 main types:- conforming to SASO 254/255 to BSEN 61386 and to US Schedule 40.

A full range of conduit fittings & trunking are also available from MK Cable Management (Saudi Arabia) Ltd. – giving without doubt the most comprehensive Cable Management choice in the Kingdom.


For details of commercial trunking, PVC boxes, and a comprehensive choice of cable management system, please refer to the MK Cable Management Catalogue.



Product Index

Saudi Ega uPVC Conduits	1
Egatube Conduit Accessories	2,3
Egatube Circular & Junction Boxes	4,5,6
Egatube Sundries	7
Egatube Switch & Socket Boxes	8,9
Ega Trunking Systems	10
Ega Mini Trunking & Accessories	11,12,13
Ega Standard Gauge Trunking & Pvc Underfloor Ducting	14
Egatube Technical	15,16,17,18,19

Saudi Ega uPVC Conduits




BSEN 61386 – Heavy Duty, Medium Gauge Conduits

UPVC Conduits complying with BSEN61386-Part-1
Standard length 2.9m Black or White

Ref. No.	Outside Diameter	Max. Wall Thickness	Standard Pack
BS/2	20mm	1.6mm	50pcs
BS/3	25mm	1.8mm	40pcs
BS/4	32mm	2.1mm	20pcs
BS/5	38mm	2.2mm	10pcs
BS/6	50mm	2.5mm	10pcs

Manufactured in accordance with the BSEN 61386 Part-1 medium mechanical stress. It provides excellent physical properties for flush and surface applications where heavy compressive strength is not required. For export quote Ref. 3/BS



BSEN 61386 – Very Heavy Duty, Heavy Gauge Conduits

BSEN 61386 Part-1 Conduits High Impact Heavy gauge
Standard length 2.9m Black or White

Ref. No.	Outside Diameter	Max. Wall Thickness	Standard Pack
ESP/2	20mm	1.8mm	50pcs
ESP/3	25mm	1.9mm	40pcs
ESP/4	32mm	2.5mm	20pcs
ESP/5	38mm	2.5mm	10pcs
ESP/6	50mm	3.2mm	10pcs

Manufactured in accordance with the BSEN 61386 Part-1 heavy mechanical stress and complies with all relevant requirement of 16th edition of IEE wiring regulation and provide high degree of protection. For export quote Ref. 3/ESP.




US Sch. 40 Conduits

Standard length 3m Grey

Ref. No.	Outside Diameter	Max. Wall Thickness	Standard Pack
SCP/10	1/2"	2.77-3.28mm	30 Pcs
SCP/15	3/4"	2.87-3.38mm	25 Pcs
SCP/20	1"	3.38-3.89mm	15 Pcs
SCP/30	1 1/2"	3.68-4.19mm	10 Pcs
SCP/35	2"	3.91-4.42mm	10 Pcs
SCP/45	3"	5.49-6.15mm	4 Pcs
SCP/55	4"	6.02-6.73mm	1 Pcs

Manufactured to NEMA TC -2 and UL 651 specifications, it provides a high degree of protection.



SASO Conduits

SSA 254/255 Conduits

Standard length 3m Black or White

Ref. No.	Outside Diameter	Max. Wall Thickness	Standard Pack
SASO/2	20mm	1.55mm	50 Pcs
SASO/3	25mm	1.8mm	40 Pcs
SASO/4	32mm	2.1mm	20 Pcs

Manufactured in accordance with the Saudi Standard SSA 254/255. It provides excellent physical properties for flush and surface applications where heavy compressive strength is not required. Certified with SASO Quality Mark.

EGAFLEX™

The Egaflex PVCu conduit range is a corrugated flexible system which can be used for the connection of vibrating equipment or to provide tight bends for interconnecting conduits. The range can be surface mounted or cast-in concrete and can also be used with standard conduit fittings.

Manufactured in accordance with
BS 4607 Part 3.

MATERIAL: PVC-U
COLOUR: White or Black







CORRUGATED PVC-U CONDUIT







ADAPTORS NYLON














20mm	EF/2	50m	FAB/2 WHI*	50
25mm	EF/3	50m	FAB/3 WHI*	50

Egatube Conduit Accessories

HEAVY GAUGE COUPLINGS	EXPANSION COUPLINGS	INSPECTION COUPLINGS	STRAP SADDLES	ADAPTORS MALE THREAD	ADAPTORS FEMALE THREAD						
BLK OR WHI	BLK OR WHI	BLK OR WHI	BLK OR WHI	BLK OR WHI WITH LOCK RINGS *20mm MALE THERAAD WITH 16mm ENTRY	BLK OR WHI PLAIN PUSH-IN WITH MALE BUSHES						
											
ESC/2	100	EEC/2	50	EIS/2*	25	ES/2	100	EMA/2	100	EFA/2	100
ESC/3	100	EEC/3	25	EIS/3*	100	ES/3	100	EMA/3	100	EFA/3	100
ESC/4	50	EEC/4*	10			ES/4*	50	EMA/4*	25	EFA/4	25
ESC/5	30	EEC/5*	10			ES/5*	50	EMA/5*	25	EFA/5	25
ESC/6	20	EEC/6*	10			ES/6*	50	EMA/6*	10	EFA/6	20

CLIP-IN* ADAPTORS	BELL MOUTH* BUSHES	SLEEVE FOR* BELL MOUTH BUSHES	MALE* BUSHES PLAIN	MALE BUSHES SCREWED	FEMALE BUSHES SCREWED						
WHITE	WHITE	WHITE	BLK OR WHI	BLACK	BLACK						
											
CEA/2*	100	BMB/2*	50	BMS/2*	50	MPB/2*	100	SMB/2	100	EBF/2*	100
						MPB/3*	100	SMB/3	100	EBF/3*	100
								SMB/4	50	EBF/4*	50
								SMB/5	25	EBF/5*	50
								SMB/6	25		

INSPECTION ELBOWS	INSPECTION TEES*	INSPECTION BENDS*	NORMAL BENDS	NORMAL BENDS*
BLK OR WHI	BLK OR WHI	BLK OR WHI	HEAVY GAUGE FITTED WITH TWO COUPLINGS BLK OR WHI	LIGHT GAUGE FITTED WITH TWO COUPLINGS NOT REQUIRED BLK OR WHI
				
EIE/2* 25	EIT/2* 25	EIB/2* 25	ENB/2 30	LNB/2 30
	EIT/3* 20	EIB/3* 25	ENB/3 20	LNB/3 20
			ENB/4 100	LNB/4* 5
			ENB/5 60	LNB/5* 2
			ENB/6 25	LNB/6* 2
	SPACER BAR SADDLES	SPRING CLIP SADDLES*	CONDUIT CLIPS*	COMPRESSION GLANDS
	BLK OR WHI	BLK OR WHI	BLK OR WHI PLAIN PUSH-IN WITH MALE BUSHES BLK OR WHI	BLK OR WHI LOCK RINGS *20mm MALE THREAD WITH 16mm ENTRY
				
20mm	ESB/2 100	MEC/2* 100	ECC/2* 50	ECG/2* 7-10.5 100
25mm	ESB/3 75	MEC/3* 100	ECC/3* 50	ECG/3* 8-13 50
32mm	ESB/4* 50	MEC/4* 25	ECC/4* 50	ECG/4* 18-24.5 25
38mm	ESB/5* 25		ECC/5* 50	ECG/5* 22-38 10
50mm	ESB/6* 25			

	PLUGS* PLAIN	PLUGS* SCREWED	LOCKNUTS*	REDUCERS*	LOCKRINGS
	BLK OR WHI	BLACK	GREY	BLK OR WHI	BLK OR WHI
					
20mm	EP/2* 100	EP/2/S* 100	EHL/2* 100		ECL/2 500
25mm	EP/3* 100	EP/3/S* 100	EHL/3* 100	ER/2 25 x 20 100	ECL/3 250
32mm			EHL/4* 50	ER/3* 32 x 25 25	ECL/4* 50
38mm			EHL/5* 25	ER/5* 38 x 32 10	ECL/5* 25
50mm			EHL/6* 25	ER/7* 50 x 38 10	ECL/6* 25

CIRCULAR BOXES

BLK OR WHI



TERMINALS BOXES

BLK OR WHI



THROUGH BOXES

BLK OR WHI



BRANCH BOXES

BLK OR WHI



ANGLE BOXES

BLK OR WHI



2/ECR/13	25
*2/ECR/13/EL 20mm LOOP-IN	25
2/ECR/1	25
*2/ECR/1/EL 20mm BACK OUTLET	25
3/ECR/1	20
25mm BACK OUTLET	
ECR/12*	10
*ECR/12/EL NO SPOUT	10

2/ECR/2	25
*2ECR/2/EL 20mm TWO WAY	25
3/ECR/2	25
25mm TWO WAY	
2/ECR/7*	10
20mm ONE WAY AND BLACK OUTLET	
3/ECR/7*	10
25mm ONE WAY AND BACK OUTLET	

2/ECR/3	25
*2/ECR/3/EL 20mm TWO WAY	25
3/ECR/3	25
25mm TWO WAY	
2/ECR/8*	10
AND BLACK OUTLET	
3/ECR/8*	10
25mm TWO WAY AND BACK OUTLET	

2/ECR/17	20
20mm 'U' TWO WAY	
2/ECR/18	20
20mm 'Y' THREE WAY	
2/ECR/19	10
20mm 'H' OR TWIN THROUGH WAY	
3/ECR/17	20
25mm 'U' TWO WAY	
3/ECR/18	20
25mm 'Y' THREE WAY	
3/ECR/19	20
25mm 'H' OR TWIN THROUGH WAY	

2/ECR/4	25
*2/ECR/4/EL 20mm TWO WAY	25
3/ECR/4	25
25mm TWO WAY	
2/ECR/9*	10
20mm TWO WAY AND BLACK OUTLET	
3/ECR/9*	10
25mm TWO WAY AND BLACK OUTLET	

Available in Black or White.
When ordering use colour
suffix BLK or WHI.

*Fixed external lugs

20 mm loop-in boxes have
4 x 20mm knockouts on
underside

Available in black or white.
When ordering use colour
suffix BLK or WHI.

*Swivel lug.

Available in black or white.
When ordering use colour
suffix BLK or WHI.

*Swivel lug.

Available in black or white.
when ordering use color
suffix BLK or WHI.

Available in black or white.
When ordering use colour
suffix BLK or WHI.

*Swivel lug.

ALL CIRCULAR BOXES

MATERIAL: PVC-U
LID FIXING CETRES:
50 .8mm
PILLAR THREAD SIZE:
M4(Brass inserts)
All boxes contain moulded
recess for earth terminal.

LOAD SUSPENSION
Standard Circular Box:
3kg. @ 60°C max.
Extended Lug Box :
10kg@ 60°C Max.
For enclosed Lighting fittings
See 'Heat Resistant Box' On
page 7 or use 'Steel Insert
Clip' on page 9

TEE BOXES*

BLK OR WHI



- 2/ECR/5 25
*2/ECR/5/EL 25
20mm THREE WAY
- 3/ECR/5 25
25mm THREE WAY
- 2/ECR/10* 10
20mm THREE WAY AND BLACK OUTLET
- 3/ECR/10* 10
25mm THREE WAY AND BLACK OUTLET

Available in black or white, when ordering use color suffix BLK or WHI.

*Swivel lug.

INTERSECTION BOXES

BLK OR WHI



- 2/ECR/6 20
*2/ECR/6/EL 20
20mm FOUR WAY
- 3/ECR/6 20
25mm FOUR WAY
- 2/ECR/11* 10
20mm FOUR WAY AND BLACK OUTLET
- 3/ECR/11* 10
25mm FOUR WAY AND BLACK OUTLET

3/ECR/13
25mm Loop-in Box

Available in black or white, when ordering use color suffix BLK or WHI.

*Swivel lug.

TANGENT BOXES

BLK OR WHI



- 2/ECR/14* 10
20mm ANGLE
- 3/ECR/14* 10
25mm ANGLE
- 2/ECR/15* 10
20mm TEE
- 3/ECR/15* 10
25mm TEE

Available in black or white, when ordering use color suffix BLK or WHI.

EXTENSION RINGS*

BLK OR WHI



- EER/3* 25
NOM DEPTH 12.5mm
- EER/5* 25
NOM DEPTH 19mm
- EER/6* 25
NOM DEPTH 25mm
- EER/7* 25
NOM DEPTH 32mm
- EER/8* 25
NOM DEPTH 38mm
- EER/9* 25
NOM DEPTH 50mm

Available in Black or White

When ordering use color suffix BLK or WHI.

Material PVC-U

Fixing centers:
50.8mm

To suit conduit boxes


EER/6-9 are fitting with slots to suit steel insert Clips

All heat resistant boxes include keying facility

2/ECR/26 boxes are fitted with spout plugs and extra adaptors are not required.

CIRCULAR LIDS AND GASKETS

BLK OR WHI



- EL/1 200
LIDS 66mm DIA
- EL/2* 50
OVERLAPPING LIDS 85mm DIA
- EL/3* 50
RUBBER GASKETS 66mm DIA

Available in black or white

When ordering use colour suffix BLK or WHI.

MATERIAL:
EL/1 and EL/2: PVC-U
EL/3: Rubber

EL/3 is available in Black only.

LID FIXING CENTRES:
50.8 mm

ALL CIRCULAR BOXES

MATERIAL PVC-U

LID FIXING CENTRES:
50.8mm

PILLAR THRED SIZE:
M4 (Brass Inserts)

All Boxes Contain a Moulded recess for earth terminal.

For 16mm size use 20mm fitting with reduces (Ref. ER/1)

Some circular box are available with extended lugs for the support of heavy loads.

LOAD SUSPENSION
Standard Circular Box:
3kg. @ 60°C max.
Extended Lug Box :
10kg @ 60°C Max.

For Enclosed Lighting fittings See Heat Resistant Box On page 7 or use Steel Insert Clip on page 9

SQUARE JUNCTION BOXES*

BLK OR WHI



ERB/1* 32mm THROUGH	10
ERB/2* 38mm THROUGH	10
ERB/3* 50mm THROUGH	2
ERB/4* 32mm ANGLE	10
ERB/5* 38mm ANGLE	10
ERB/6* 50mm ANGLE	2
ERB/7* 32mm TEE	5
ERB/8* 38mm TEE	5

Available in black or white

When ordering use color suffix BLK or WHI.

MATERIAL : PVC-U

Square junction boxes are designed to enable inter connection and directional changes of 32mm, 38mm and 50mm conduits.


BOX SIZES

ERB/1,2,4,5,7,8,10,11,13,14
75 x 75mm

ERB/3,6,9,12,15
100 x 100mm

ADAPTABLE BOXES

BLK OR WHI



MAB/1* EXTERNAL SIZE 75 x 75 x 41mm	5
MAB/2* EXTERNAL SIZE 75 x 75 x 53 mm	5
MAB/3* INTERNAL SIZE 100 x 100 x 50 mm	5
MAB/4* INTERNAL SIZE 100 x 100 x 75mm	5

MAB/5* INTERNAL SIZE 150 x 75 x 50mm	5
MAB/6* INTERNAL SIZE 150 x 100 x 50mm	5
MAB/7* INTERNAL SIZE 150 x 150 x 75mm	32
MAB/8 INTERNAL SIZE 225 x 225 x 75mm	16

Available in Black or White.
When ordering use color suffix BLK or WHI.

MATERIAL: PVC-U

EARTH ELECTRODE BOX*



EEB/1/BLK*	5
-------------------	----------

75 x 75 x 70mm

Available in Black only.

MATERIAL: PVC-U

The Egatube Earth Electrode Box is to protect the connection to an earth electrode

PENDANT DOME COVER



EDC/1

EDC/1* 25
PENDANT DOME COVER

Available in black or white

when ordering use color suffix BLK or WHI.

FIXING CENTRES: 50.8mm

To suit circular conduit boxes. 20 mm conduit female thread only

HEAT-RESISTANT BOXES

BLK OR WHI



2/ECR/25

2/ECR/26

2/ECR/25/BLK* 10
20mm FLAT BASED WITH 20mm CUT-OUTS FOR CONDUIT ENTRY

2/ECR/26 BLK* 10
20mm FOUR SPOUT LOOP 'IN' PATTERN

Available in black only.

Material noryl /PVC-U

LID FIXING CENTRES: 50.8mm

PILLAR THREAD SIZE: M4(metal inserts)

LOAD SUSPENSION: 10kg @100°c max.

All heat resistant boxes include keying facility

2/ECR/26 boxes are fitted with spout plugs and extra adaptors are not required.

SUNDRIES



EW PLUS* 20
EGAWELD PULS 0.25 LITRE

Egawed,1, 2 & 3 are specially prepared waterproof adhesives for use with PVC conduit trunking and fittings.



ECT/1

DRA/10

ECT/1 1
EGASNIP CUTTING TOOL

DRA/10* 1
NYLON DRAW TYPE 10m LENGTH

DRA/20* 1
NYLON DRAW TYPE 20m LENGTH

Egasnip is a cutting tool which enables conduct and mini trunking to be cut easily and precisely giving a clean finish with no swarf. Single handed operation. two types of anvil. Replaceable blade (List No BLADE). accurate mitre capability.

Nylon Draw Types
An eyelet is fitted.

BENDING SPRINGS

GREEN
HEAVY GAUGE FOR HIP AND ESP




ESS/2* 50

ESS/3* 25

BENDING SPRINGS

RED
LIGHT GAGUE FOR HLG



ELS/2* 50

ELS/3* 25

PLASTER DEPTH ACCESSORY BOXES

FLUSH



ESU/6/1

ESU/6/1* **50**
1 GANG
ONE FIXED PILLAR AND
ONE ADJUSTABLE LUG
ROUND CORNERS

KNOCKOUTS:

1 gang
One 16mm oval and
one 20mm oval

MATERIAL:
PVC-U

DIMENSIONS:
1 gang: 73 x 73 mm

FIXING CENTRES:
1gang: 60.3 mm

Standard:
BS4662:2006+A1:2009

ACCESSORY BOXES 25mm DEEP

FLUSH



ESU/9/ML



ESU/9/2/ML

ESU/9/ML* **25**
1 GANG
ADJUSTABLE LUGS

ESU/9/2/ML* **10**
2 GANG
ADJUSTABLE LUGS
ROUND CORNERS

KNOCKOUTS:

1 gang:
Six 20mm round
2 gang:
seven 20mm round
and one 25mm oval

MATERIAL:
pvc-u

DIMENSIONS:
1 gang 73 x 73mm
2 gang 73 x 134mm

FIXING CENTER:
1 gang 60.3mm
2 gang 120.6mm

ACCESSORY BOXES 35mm DEEP

FLUSH



ESU/8/ML



ESU/8/2/ML

ESU/8/1* **25**
1GANG
FIXED LUGS

ESU/8/ML **20**
1 GANG
ADJUSTABLE LUGS
ROUND CORNERS

ESU/8/2/ML **10**
2 GANG
ADJUSTABLE LUGS
ROUND CORNERS

KNOCKOUTS:

1 gang:
Six 20mm round
2 gang:
seven 20mm round
and one 25mm oval

MATERIAL:
pvc-u

DIMENSIONS:
1 gang 73 x 73mm
2 gang 73 x 134mm

FIXING CENTER:
1 gang 60.3mm
2 gang 120.6mm

ACCESSORY BOXES 25mm DEEP

SURFACE



ESU/26/1



ESU/26/2



ESU/24/1



ESU/24/2

ESU/26/1* **25**
1GANG
SQUARE CORNERS

ESU/26/2* **10**
2 GANG
SQUARE CORNERS

ESU24/1* **25**
1 GANG
ROUND CORNERS

ESU/24/2* **10**
2 GANG
ROUND CORNERS

KNOCKOUTS:

ESU/26/1:
One 20mm round
ESU/24/1:
One 20mm round
one mini trunking entry
ESU/26/2:
One 20mm round
ESU/24/2:
One 20mm round and
three mini trunking entries

MATERIAL:
PVC-U

DIMENSIONS:
1 gang: 86 x 86mm
2 gang: 86 x 146mm


FIXING CENTER:
1 gang 60.3mm
2 gang 120.6mm

ACCESSORY BOXES 32mm DEEP

SURFACE



ESU/28/1



ESU/28/2

ESU28/1* **25**
1 GANG
SQUARE CORNERS

ESU/28/2* **10**
2 GANG
SQUARE CORNERS

KNOCKOUTS:

1 gang:
One 20mm round
2 gang:
One 20mm round
one mini trunking entry

MATERIAL: PVC-U

DIMENSIONS:
1gang 86 x 86mm
2 gang 86 x 146mm

FIXING CNETRES:
1 gang 60.3mm
2 gang 120.6mm

CIRCULAR FIXTURE BOX



YCR USB 50 WHI

YCR USB 50 WHI* 10
CIRCULAR FIXTURE BOX
BASE LID AND COVER
WHITE
FOUR ENTRIES

MATERIAL: PVC-U

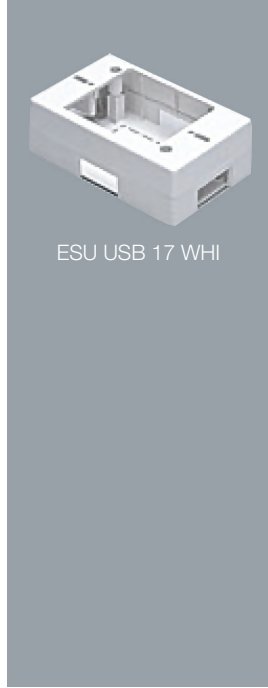
DIMENSIONS:
140 x 28mm
(5 1/2" x 1 1/8")

VOLUME:
17.5cu. in.

Egaline surface boxes are for use in conjunction with mini trunking spout adaptors reference YEA/ -straight entry and YEA /-side entry

Suitable for American Standard Wiring Devices

SINGLE GANG WALL BOX ASSEMBLIES



ESU USB 17 WHI

ESU USB 17 WHI* 5
SINGLE GANG WALL
BOX ASSEMBLY
SHALLOW DEPTH
WHITE
FOUR ENTRIES

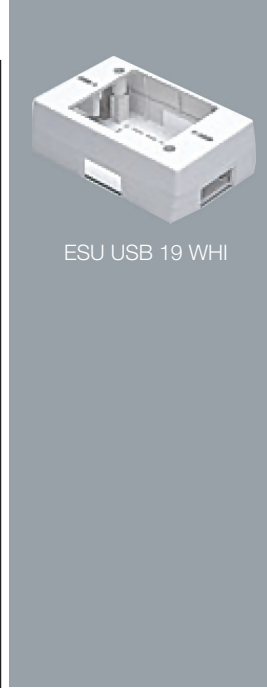
MATERIAL: PVC-U

DIMENSIONS:
124 x 79 x 38mm
(4 7/8" x 3 1/8" x 1 1/2")

VOLUME:
16.5cu. in.

Egaline surface boxes are for use in conjunction with mini trunking spout adaptors reference YEA/ -straight entry and YEA /-side entry

Suitable for American Standard Wiring Devices



ESU USB 19 WHI

ESU USB 19 WHI* 5
SINGLE GANG WALL
BOX ASSEMBLY
MEDIUM DEPTH
WHITE
FOUR ENTRIES

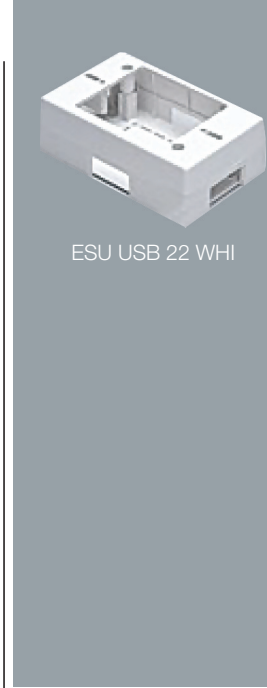
MATERIAL: PVC-U

DIMENSIONS:
124 x 79 x 45mm
(4 7/8" x 3 1/8" x 1 3/4")

VOLUME:
18.3cu. in.

Egaline surface boxes are for use in conjunction with mini trunking spout adaptors reference YEA/ -straight entry and YEA /-side entry

Suitable for American Standard Wiring Devices



ESU USB 22 WHI

ESU USB 22 WHI* 5
SINGLE GANG WALL
BOX ASSEMBLY
DEEP DEPTH
WHITE
FOUR ENTRIES

MATERIAL: PVC-U

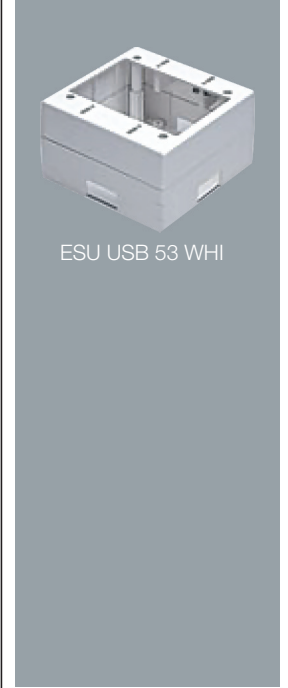
DIMENSIONS:
124 x 79 x 51mm
(4 7/8" x 3 1/8" x 2")

VOLUME:
16.5cu. in.

Egaline surface boxes are for use in conjunction with mini trunking spout adaptors reference YEA/ -straight entry and YEA /-side entry

Suitable for American Standard Wiring Devices

DOUBLE GANG WALL BOX ASSEMBLY



ESU USB 53 WHI

ESU USB 53 WHI* 5
DOUBLE GANG WALL
BOX ASSEMBLY
DEEP DEPTH
WHITE
FOUR ENTRIES


MATERIAL: PVC-U

DIMENSIONS:
140 x 28mm
(5 1/2" x 1 1/8")

VOLUME:
52.7cu. in.

Egaline surface boxes are for use in conjunction with mini trunking spout adaptors reference YEA/ -straight entry and YEA /-side entry

Suitable for American Standard Wiring Devices



Range Introduction

Ega Mini Trunking consists of range of sizes of extruded PCVU sections for the containment of electrical and data cabling surface wiring.

The products are ideally suited for refurbishment programmes as well as new installation projects, both in the domestic and commercial sectors.


Speedfix Mini Trunking is complete with an acrylic foam adhesive for location of power circuits and secure containment of low voltage wiring.

Feature Benefits

- ▶ Wide range of trunking profiles
- ▶ Wide range of integrated components Maximizes versatility of application
- ▶ Easy to assemble and install
- ▶ Durable and impact resistant
- ▶ Speedfix options allow fast installation

MINI TRUNKING


Standard Length 2.9m



16 x 16mm	YT/1	53m
25 x 16mm	YT/2	53m
32 x 12.5mm	YT/200*	30m
40 x 16mm	YT/3*	30m
40 x 25mm	YT/4	29m
40 x 40mm	YT/5	29m
50 x 25mm	YT/6*	30m
50 x 32mm	YT/7	29m

SPEEDFIX MINI TRUNKING*


3m



SPF/1*	60m
SPF/2*	30m
SPF/3*	30m
SPF/4*	30m

TWIN COMPARTMENT TRUNKING*


3m



ZT/3*	30m
ZT/4*	30m

COUPLINGS CLIP ON*


MOULDED



YC/1*	20
YC/2*	20
YC/200*	20

COUPLINGS INTERNAL*


MOULDED



YC/3*	10
YC/4*	10
YC/5*	10

EXTERNAL CORNERS*


FABRICATED



16 x 16mm	
25 x 16mm	
32 x 12.5mm	
40 x 16mm	
40 x 25mm	
40 x 40mm	
50 x 25mm	
50 x 32mm	YAE/7* 1

SIDE TEES CLIP ON*


MOULDED



YST/2/1* (16 x 16)	10
YST/2/2* (25 x 16)	10
YST/200*	10

FLAT TEES CLIP ON*

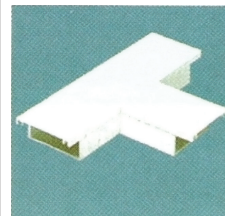
MOULDED



YTF/1*	20
YST/2/1* (16 x 16) †	20
YST/2/2* (25 x 16) †	20
YST/200*	20
YTF/3*	5
YTF/4*	5
YTF/4/2 (25 x 16)* †	5
YTF/5*	5
YTF/6*	5

FLAT TEES*


FABRICATED



YTF/7*	1
--------	---

INTERSECTIONS 3 WAY LEFT HAND*

MOULDED









YAL/2*	10
YAL/200*	10







Manufactured in accordance with BS. 4678 Part 4.


STANDARD LENGTH: 2.9 meters
MATERIAL: PVC-U
COLOUR: White

† SIDE AND FLAT TEES APERTURE SIZES

YST/2/1: 16 x 16mm
YST/2/2: 25 x 16mm
YTF/2/1: 16 x 16mm
YTF/2/2: 25 x 16mm
YTF/4/2: 25 x 16mm

END CAPS*		FLAT ANGLES CLIP ON*		FLAT ANGLES*		INTERNAL CORNERS CLIP ON*		INTERNAL CORNERS*		EXTERNAL CORNERS CLIP ON*	
MOULDED		MOULDED		FABRICATED		MOULDED		FABRICATED		MOULDED	
											
YEP/1	20	YAF/1	20			YAI/1*	20			YAE/1	20
YEP/2*	20	YAF/2*	20			YAI/2*	20			YAE/2*	20
YEP/200	20	YAF/200	20			YAI/200*	20			YAE/200	20
YEP/3	20	YAF/3	5			YAI/3	5			YAE/3	5
YEP/4*	20	YAF/4*	5			YAI/4*	5			YAE/4*	5
YEP/5	20	YAF/5	5			YAI/5	5			YAE/5	5
YEP/6	10	YAF/6	5			YAI/6	5			YAE/6	5
YEP/7	10			YAF/7	1			YAI/7	1		

INTERSECTIONS 3 WAY RIGHT HAND*		ADAPTORS**		ADAPTORS**		ADAPTORS# SIDE MOUNTING*		ADAPTORS YT/1 SQUARE TO 20 mm ROUND*		CIRCLAR BOXES**	
MOULDED		FOR USE WITH MINI TRUNKING BOXES MOULDED		MOULDED		FOR USE WITH MINI TRUNKING BOXES MOULDED		MOULDED		MOULDED	
											
YAR/2	10	YEA/1	25	UEA/1	25	YSA/1	10	YTO/12	10	YCR/1/EL	10
		YEA/2	25	UEA/2	25	YSA/2	10			YCR/1/EL	10
YAR/200	10	YEA/200	25			YSA/200	10			YCR/200/1/EL	10
		YEA/3	25	UEA/3	25	YSA/3	5			YCR/200/2/EL	10
										YCR/1/EL	10



NOTE:

#Adaptors

YSA Adaptors are for use with Ega Mini Trunking Boxes (Page 13) and incorporate removable end caps for right and left hand mounting.

YEA Adaptors are for use with Ega Mini Trunking Boxes (page 13).

UEA Adaptors are for fixing with adhesive. They are particularly useful when spurring off from a larger trunking section.

**Circular Boxes

Circular Boxes accept standard ceiling roses, pull switches and plug-in lighting fittings. The base incorporates an earth terminal facility (order terminal separately)

LID FIXING CENTRES: 50.8 mm
PILLAR THREAD SIZE: M4(Metal inserts)
LOAD SUSPENSION: 5kg @ 60 C max.

YCR/200/1/EL is a One way box
YCR/200/2/EL is a Through box

MINI TRUNKING BOXES 25mm DEEP*

SURFACE



ESU/22/1/1	25
ESU/23/1/1	25
ESU/23/1	25
1 GANG ONE ENTRY	
ESU/25/1/2	25
ESU/25/1/2 BGE	25
ESU/25/1/2 CHA	25
1 GANG TWO ENTRIES	
ESU/22/2/3	10
ESU/23/2/3	10
ESU/25/2/3	10
ESU/25/2/3 BGE	10
ESU/25/2/3 CHA	10
2 GANG THREE ENTRIES	

Ega mini trunking boxes are for use in conjunction with mini trunking adaptors, reference YEA/- straight entry and YSA/- side entry.

ESU/23 boxes have round profile corners
ESU/22 and ESU/25 have square corners

MATERIAL
PVC-U


DIMENSIONS:
1 gang: 86 x 86 mm
2 gang: 86 x 146 mm

FIXING CENTRES:
1 gang: 60.3mm
2 gang: 120.6 mm

BS.4662 and BS.1363 where applicable.

MINI TRUNKING BOXES 32mm DEEP*

SURFACE



ESU/27/1/3	10
1 GANG THREE ENTRIES SQUARE CORNERS	
ESU/27/2/1	10
2 GANG ONE ENTRY SQUARE CORNERS	

Ega mini trunking boxes are for use in conjunction with mini trunking adaptors, reference YEA/- straight entry and YSA/- side entry.

MATERIAL
PVC-U


DIMENSIONS:
1 gang: 86 x 86 mm
2 gang: 86 x 146 mm

FIXING CENTRES:
1 gang: 60.3mm
2 gang: 120.6 mm

BS.4662 and BS.1363 where applicable.

MINI TRUNKING BOXES 32mm DEEP*

SURFACE



ESU/35/1/1	25
1 GANG ONE ENTRY ROUND CORNERS	
ESU/35/2/3	10
2 GANG THREE ENTRIES ROUND CORNERS	

Ega mini trunking boxes are for use in conjunction with mini trunking adaptors, reference YEA/- straight entry and YSA/- side entry.

MATERIAL
PVC-U


DIMENSIONS:
1 gang: 86 x 86 mm
2 gang: 86 x 146 mm

FIXING CENTRES:
1 gang: 60.3mm
2 gang: 120.6 mm

BS.4662 and BS.1363 where applicable.

MINI TRUNKING BOX 41mm DEEP*

SURFACE



ESU/44/2/3	5
2 GANG THREE ENTRIES SQUARE CORNERS	

Ega mini trunking boxes are for use in conjunction with mini trunking adaptors, reference YEA/- straight entry and YSA/- side entry.

MATERIAL
PVC-U


DIMENSIONS:
86 x 86 mm

FIXING CENTRES:
120.6 mm

BS.4662 and BS.1363 where applicable.

MINI TRUNKING BOXES SIDE MOUNTING 25mm DEEP*

SURFACE



ESU/32/1/25	10
1 GANG TO FIT 25x16mm TRUNKING TWO ENTRIES	
ESU/32/1/40	10
1 GANG TO FIT 40x16mm TRUNKING TWO ENTRIES	
ESU/32/2/25	10
2 GANG TO FIT 25x16mm TRUNKING TWO ENTRIES	
ESU/32/2/40	10
2 GANG TO FIT 40x16mm TRUNKING TWO ENTRIES	

Side mounting boxes do not require adaptors and can be used with 25 mm x 16 mm and 40 x 16 mm mini trunking

ESU/23 boxes have square profile corners

MATERIAL
PVC-U

DIMENSIONS:
1 gang: 86* x 86 mm
2 gang: 86* x 146 mm
*excluding plinth

FIXING CENTRES:
1 gang: 60.3mm
2 gang: 120.6 mm

BS.4662 and BS.1363 where applicable.


The Standard Gauge Trunking is of a lighter gauge than the Ega range of CLT trunking and can be used in circumstances where the heavy duty qualities of the CLT range are not required but where capacities are similar.

The trunking has a clip-on lid and fitting include cable retainers and diving filelets.

Manufactured in accordance with BS 4678 Part 4.

STANDARD LENGTH:
2.9 METRES
MATERIAL:
PVC-U
COLOUR:
WHITE

TRUNKING



Size mm	Ref.No.	Packing
50x50mm	SGT/1	11.6m
75x50mm	SGT/2	11.6m
75x75mm	SGT/3	11.6m


PVC Underflooring Ducting



Size mm	Ref.No.	Packing
UFD/125	50x25x2.5	29m
UFD/232	75x25x3.2	29m
UFD/332	100x25x3.2	29m

ELBOW TOP COVER*

MOULDED
CLIP-ON




50 x50mm
75 x 50mm

SFA/1*	1
SFA/2	1


ELBOW OUTSIDE COVER*

FABRICATED



SOA/1*	1
SOA/2*	1


ELBOW INSIDE COVER



SIA/1*	1
SIA/2*	1

TEE TOP COVER


MOULDED
CLIP-ON



STF/1*	12
STF/2*	12

TEE OUTSIDE COVER


FABRICATED



STO/1*	1
STO/2*	1

ELBOW TOP COVER

FABRICATED




50 x50mm
75 x 50mm

STI/1*	1
STI/2	1

CROSS PIECE


FABRICATED



SCU/1*	1
SCU/2*	1

45° ANGLE TOP COVER


FABRICATED



SAT/1*	1
SAT/2*	1

45° ANGLE OUTSIDE COVER


FABRICATED



SAO/1*	12
SAO/2*	12


45° ANGLE INSIDE COVER

FABRICATED



SAI/1*	1
SAI/2*	1


FLANGE



50 x50mm
75 x 50mm


SF/1	1
SF/2	1

END CAP




SEC/1	5
SEC/2	5

INTERNAL COUPLING



SC/1	5
SC/2	5

CABLE RETAINER



TCR/1	100
TCR/2	50

TRUNKING DIVIDER



SVS/1	1
SVS/2	1

Material Specification

uPVC

uPVC is used for the production of extrusions and mouldings and is universally accepted as having the most suitable properties for use within the electrical industry.

Standards and Approvals

All Saudi Ega uPVC products are manufactured in accordance with the requirements of BS EN 50086: Parts 1 and 21, BS 4678: Part 4, BS EN 61386: Parts 1, 21 and 23, and BS6099, where relevant. The PVC-U material used has been tested by an approved laboratory in accordance with the requirements of the following British Standards: BS4607: Part 1 and BS 476: Part 7. Copies of test certificates are available upon request. Saudi Ega has been awarded ISO 9001-2008 accreditation.

IEE Wiring Regulations

The system complies with all relevant requirements of the latest edition of the (BS7671) IEE Wiring Regulations.

Performance

Strength	Impact resistance	High impact resistance
		normal climatic conditions, BS4678: medium duty,
Charpy notched impact strength		25 kJ/m ²
Tensile strength	at yield	34.62 N/mm ²
	at break	42.00 N/mm ²

Fire performance

The PVC-U materials used in the manufacture of Saudi Ega products are non-flame propagating in accordance with BS EN 50086, BS EN 61386, and BS6099. Extrusion material has been tested by an accredited laboratory in accordance with the requirements of BS 476: part 7 and has achieved a Class 1Y classification. Moulding material has been tested by an accredited laboratory and conforms with IEC 695-2-1 at a severity of 750°C.

Thermal properties

All Saudi Ega PVCu products are designed to accommodate local thermal expansion. Fitting instructions explain the procedure required to deal with the differential movement at the interface with the building fabric.

Coefficient of linear expansion	5.5 x 10 ⁻⁵ per °C (5mm/3000mm with a temperature rise of 25°C)
Operating temperatures	-5° to 60°C
Vicat softening point	81°C
Thermal conductivity	0.19W/m/k

Chemical resistance

PVCu is non-corrosive and not affected by sea water. It has excellent resistance to mineral acids, alkalis and detergents, good resistance to alcohols, but liable to attack from solvents such as ketones, aromatics and hydrocarbons.

Electrical

PVCu is non-conductive.

Dielectric strength	40 kV/mm in DBP
	17 kV/mm in tx oil

Resistivity

1014_Ω_cm

Biological

Resistant to vermin and termites.

Workability

All Saudi Ega PVCu products are lightweight and can be readily cut and drilled with hand tools. Short component lengths can be readily incorporated, reducing wastage of material. All covers and accessories are manufactured to fine tolerances to ensure a tight fit with ease of removal. Stop ends are secured to the carriers. For details, see the relevant installation guide.

Durability

All Saudi Ega PVCu products are stable and will maintain their performance characteristics in accordance with the terms and conditions described above.

Maintenance

Clip-on covers with optional screw fix and interchangeable accessories provide continuous accessibility for rewiring, extensions and modifications to an installation. Covers and accessories can be cleaned with a damp cloth and household detergent. The surface can be decorated with commercial paints if required

Mechanical performance

Impact resistance under normal climatic conditions, BS EN 61386 or BS6099 (where appropriate): medium duty

IEE Wiring Regulations

All products are designed and manufactured to allow installation to comply with the latest version of BS7671 – IEE Wiring Regulations.

Quality Assurance

The system is manufactured to ISO 9001-2008.

Earth Continuity

The system makes provision for earth bonding where required in accordance with BS7671: 1992.

When PVC cable trunking items are used that interrupt the earth continuity, Carrier Earth Connectors (PAL 1000) are required to ensure continuity. Wall thickness 1.1mm.

Impact Classification

Composite trunking systems (PVC / Al) will withstand "medium" impact to EN 50085-1.

Thermal Properties

Min/Max installation and application temperature -5 to +60°C.

Coefficient of linear expansion 23 x 10⁻⁶ per°C.

1mm/m for 40 degree rise.

Maintenance

Resistant to staining. Wipe with soapy water (neutral 5/7 ph value).

Electrical Properties

Resistance to 0.03 ohm mm²/m.

Chemical Properties

Corrosion only occurs, to any extent, when ph value is less than 3 or greater than 9.



Conduit and Fittings

Description

Egatube high impact PVCu conduit offers a cost effective solution for both new and refurbishment contracts.

The conduit is available in 4 grades of round sections (5 sizes of each) and as a flexible corrugated version (2 sizes).

The wide range of fittings and ancillary products means that almost any installation can be specified for with confidence.

Egatube conduits are light in weight, the smaller sizes can be bent cold and they can easily be cut using a hacksaw or Egasnips.

This means that installation can be 50% quicker than using steel. Repairs and alterations are also simpler and quicker to make.

Features

- Wide range of sections and sizes
- Oval, round and corrugated sections are compatible
- Simple and fast installation
- Very wide range of components maximises versatility of application
- Very durable and impact resistant
- 4 grades of round conduit to suit various site conditions

Components

- Below is a list of available components by name only.
- Bending springs
- Bell mouth bushes/sleeves
- Heavy gauge couplings
- Male/female bushes
- Expansion couplings
- Plugs
- Inspection couplings
- Locknuts
- Strap saddles
- Reducers
- Quickfit spacer saddles
- Spacer saddles
- Lockrings
- Spring clip saddles
- Quickfit inspection elbows
- Inspection elbows
- Quickfit inspection tees
- Inspection tees
- Conduit clips
- Adaptors
- Normal bends
- Compression glands

Boxes and accessories

Below is a list of available boxes and accessories by name only.

Circular

- Circular boxes
- Terminal boxes
- Tough boxes
- Branch boxes
- Angle boxes
- Tee boxes
- Intersection boxes
- Tangent boxes
- Heat resistant boxes

Accessories

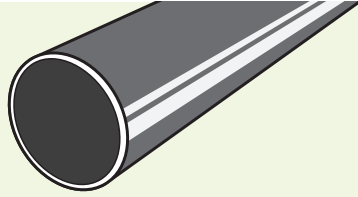
- Extension rings
- Steel Insert clip
- Earthing ring
- Brassearthing terminals
- Egaweld cement
- Egasnip cutter
- Nylon draw tape

Conduit boxes

- Square junction boxes
- Adaptable boxes
- Circular lids and gaskets
- Earth elect rode box

Switch and socket boxes

A wide range is available in various depths with a variety of knockout positions, see table at the end of this technical section.



**Round section heavy
gauge high impact
conduit (ref. ESP)**

For typical conduit installations this provides a high degree of protection.

Temperature range -5° C to + 60°C.

Complies with BSEN 61386 Part -1 manufactured in accordance with BSEN 61386 part - 1 heavy mechanical stress and complies with all relevant requirements of 16th edition of IEE wiring regulations and provided high degree of protection.

List. No.	Outside diameter mm	Wall thickness mm	Weight kg/m	Cross section area mm ²
ESP/2	20	1.8	0.150	209
ESP/3	25	1.9	0.205	350
ESP/4	32	2.5	0.322	573
ESP/5	38	2.5	0.394	859
ESP/6	50	3.2	0.684	1506

Standard lengths 2.9 meters

Cable capacities of conduit

From Appendix A of the 16th Edition of the I.E.E. Wiring Regulations Selection and Erection of Equipment Guidance Note 1

This appendix describes a method which can be used to determine the size of conduit or trunking necessary to accommodate cables of the same size, or different sizes, and provides means of compliance with Regulation 522-08.

The number of cables drawn into or laid in an enclosure of a wiring system shall be such that no damage is caused to the cables or to the enclosure during their installation. The method employs a unit system, each cable size being allocated a factor.

The sum of all factors for the cables intended to be run in the same enclosure is compared against the factors given for conduit in order to determine the size of the conduit necessary to accommodate those cables.

Types of run

It has been found necessary, for conduit, to distinguish between:-

1. Straight runs not exceeding 3 metres in length, and
2. Straight runs exceeding 3 metres, or runs of any length incorporating bends or sets. The term "bend" signifies a British Standard 90° bend, and one double set is equivalent to one bend. For case 1, each conduit size is represented by only one factor. For case 2, each conduit size has a variable factor which is dependent on the length of run and the number of bends or sets. For a particular size of cable the factor allocated to it for case 1 is not the same as for case 2.

Variable factors

A number of variable factors affect any attempt to arrive at a standard method of assessing the capacity of conduit.

Some of these are:

- reasonable care (of drawing-in)
- acceptable use of the space available
- tolerance in cable sizes
- tolerance in conduit

The following tables can only give guidance as to the maximum number of cables which should be drawn in. The sizes should ensure an easy pull with low risk of damage to the cables.

Only the ease of drawing-in is taken into account. The electrical effects of grouping is not. As the number of circuits increases the current carrying capacity of the cable decreases. Cable sizes have to be increased with consequent increase in cost of cable and conduit.

Single-core PVC insulated cables in straight runs of conduit not exceeding 3 metres in length.

- For each cable it is intended to use, obtain the term from Table A1. Add the cable terms together and compare the total with the conduit terms given in Table A2.
- The conduit size which will satisfactorily accommodate the cables is that size having a factor equal to or exceeding the sum of the cable factors. Single-core PVC insulated cables in straight runs of conduit exceeding 2.9 metres in length or in runs of any length incorporating bends or sets
- For each cable it is intended to use, obtain the appropriate terms from Table A3.
- Add all the cable terms so obtained and compare with the conduit terms given in Table A4, taking into account the length of run it is intended to use and the number of bends and sets in that run.
- The conduit size which will satisfactorily accommodate the cables is that size having a terms equal to or exceeding the sum of the cable terms.

10 Years Guarantee

MK Cable Management (Saudi Arabia) Limited undertakes to replace or repair at its discretion cable management products should they become defective within 10 years solely as a result of faulty materials or workmanship.

Understandably if the product has not been installed or maintained in accordance with the Company's instruction, has not been used appropriately or if any attempt has been made to rectify, dismantle or alter the product in any way the guarantee will be invalidated.

This guarantee does not in any way restrict or infringe upon the normal statutory rights of the customer.

Conduit and fittings

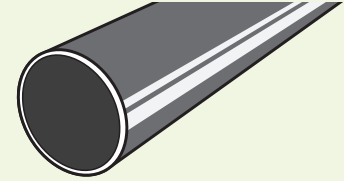
Flexible conduit (ref EF)

Suitable for connection of vibrating equipment or to provide tight bends for interconnecting conduits. Can be surface mounted or cast in concrete and can be used with standard conduit fittings. Manufactured in accordance with BS 4607, Part 3.

List. No.	Diameter mm	Weight kg/m	Cross section area mm ²
EF/2	20	0.064	189
EF/3	25	0.094	308

Standard length 50 metre coils

Round section medium gauge medium impact conduit (ref. BS)



Suitable for applications where heavy compressive strength is not required. The medium impact characteristic combined with the lighter gauge provides excellent physical properties for flush and surface applications.

Temperature range -5°C to +60°C.

Complies with BS EN 61386, Part 1 Medium Impact.

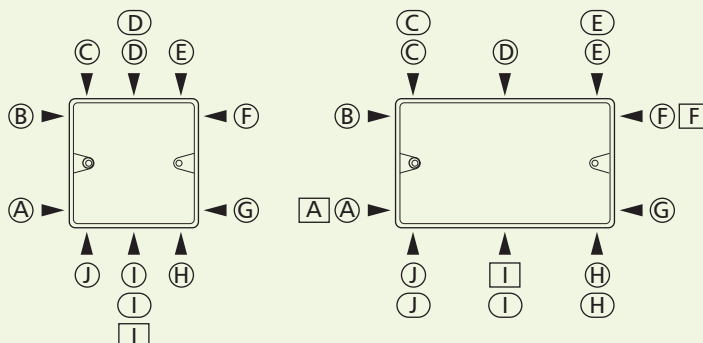
List. No.	Outside diameter mm	Wall thickness mm	Weight kg/m	Cross section area mm ²
BS/2	20	1.6	0.132	237
BS/3	25	1.8	0.182	376
BS/4	32	2.1	0.310	654
BS/5	38	2.2	0.391	954
BS/6	50	3.5	0.639	1676

Standard length 2.9 metres

Boxes

This table breaks down box specifications showing gang, entry points, cut outs and corner types.

List No.	Mounting	Gang	Entry Type	Rectangular	Round	Oval	Cut-Outs in back	Corner
ESU/6/1	flush	1	-	-	-	DI	1	-
ESU/8/1	flush	1	-	-	ABCEFGHJ	-	-	-
ESU/8/ML	flush	1	-	-	ABCEFGHJ	-	1	-
ESU/8/S/ML	flush	2	-	-	ABCDEFGHIJ	I	2	-
ESU/9/2ML	flush	2	-	-	BCDEGHJ	I	2	-
ESU/9/ML	flush	1	-	-	BCEGHJ	-	1	-
ESU/24Y	surface	1	I	-	D	-	2	round
ESU/24/2	surface	2	AFI	-	D	-	2	round
ESU/26/1	surface	1	-	-	D	-	1	square
ESU/26Z	surface	2	-	-	D	-	-	square
ESU/28/1	surface	1	-	-	I	-	1	square
ESU/28/2	surface	2	I	-	D	-	1	square



Conduit and fittings

Fixing

Egatube round conduit is fixed in the normal way with saddles or clips. (Various types of saddles are available). The distance between saddles should not exceed that stated in the following table, or less in hot temperatures.

Nominal Conduit Size (mm)	Maximum distance between Supports (m)	
	Horizontal	Vertical
Not exceeding 16	0.75	1.00
Exceeding 16 but not exceeding 25	1.5	1.75
Exceeding 25 but not exceeding 40	1.75	2.00
Exceeding 40	2.00	2.00

It is recommended that all boxes be fixed first wherever practicable, using the two fixing holes provided in circular boxes. Lines may then be struck for the saddle run and the saddles should be fixed 225mm on either side of bend or boxes. The tubing may then be 'sprung' into the box spouts. It will be noted that the saddles are designed to be a sliding fit on the conduit and it is important to see that all fixings should be sliding fits (see Expansion).

Expansion

A rise in temperature of 25°C would cause an increase of 5mm in a 2.9 metre length of conduit. This may be ignored in flush work where the tube is bonded to the concrete or plaster.

In surface work, however, precautions must be taken or expansion will cause the tube to bow, although where bends and sets are close together these take up any expansion. Where long straight runs occur in conditions of varying temperatures, care must be taken to overcome problems by using expansion couplers. These are couplers of double normal length with a shoulder formed 19mm from one end. Conduit is secured into this end of about 75mm long which is a sliding fit over the other conduit. The other conduit is inserted about 50mm into the coupler leaving it free to move 25mm in either direction, which is ample for even the greatest extremes of temperature. For straight runs it is advisable to use an expansion coupling every 6 metres.

Adhesives

Egaweld Plus

A waterproof vinyl solvent cement for making water tight joints between PVC conduit, trunking and fittings.

Light fittings


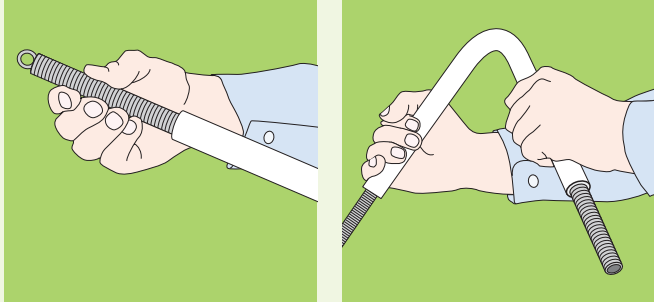
When considering the use of totally enclosed lighting fittings, remember that the I.E.E. Wiring Regulations restrict the use of PVCu boxes to loads of 3 kg and a temperature of 60°C. When conditions in excess of these figures are anticipated, the use of either the heat resistant boxes or conduit boxes suffixed 'EL' are recommended. The "EL" conduit boxes will support a load of up to 10 kg at 60°C.

Fittings

A wide range of fittings are available, see Product Selector for details.

Bending

To bend circular conduit, insert the appropriate spring. The spring has an "eye" formed on one end, to which a cord should be attached in order to withdraw the spring. The bend is then made by hand or across the knee. Twice the angle required should be bent and the tube then allowed to ease back to the desired position. Do not attempt to force the bend back with the spring inserted, as this action will damage the spring. When withdrawing the spring it is suggested that it be twisted in an anti-clockwise direction thus reducing the diameter of the spring and providing easy withdrawal. It is important to use the correct size spring. In cold weather it may be necessary to warm the tube slightly at the point where the bend is to be made. Always saddle the tubing as quickly as possible after bending.



KSA

Western Region

K.S.C LIMITED
P.O.Box 8589
Jeddah 21491
 Contact : Mr. Hasan Mesalma
 Tel : 012-6690806
 Fax : 012-6630169
 E-mail : kscj@ksc.com.sa

Central Region

K.S.C LIMITED
P.O.Box 27312
Riyadh 11417
 Contact : Mr.Mohamed Shahadat
 Tel : 011-4783088
 Fax : 011-4780591
 kscr@ksc.com.sa

Eastern Region

K.S.C LIMITED
P.O.Box 5231
Dammam 31422
 Contact : Mr.Mohamed Ezzat
 Tel : 013-8591721
 Fax : 013-8592283
 kscd@ksc.com.sa

Middle East

BAHRI& MAZROEI TRADING CO. (BMTc)
P.O.BOX. 1247. Deira, Dubai
UAE
 Tel: 00971-4-2691610
 Fax:00971 4 2664627
 E-Mail:info@bmtc.ae

ELECTRO TRADE-QATER
P.O.BOX. 856. Doha
Qatar
 Tel: 00974-44424669
 Fax: 00974-44422419
 E-Mail:Electrotrade@qatar.net.qa

HAMEED&A.RASOOL K.HALWACHI WLL
P.O.BOX 297. Manama
Bahrain
 Tel: 00973-17-251971
 Fax: 00973-17-232216

ALBINA SARL
P.O.BOX: 11-4455
Riad El-SAIH 11072160 Beirut
Lebanon
 Tel: 0096-1-374287
 Fax:00691-1-371864
 E-Mail:info@albinagroup.com

KUWAUT ELECTRICAL WIRING ACCESSORIES CO.WLL
P.O.BOX:46476, Fahahaee1-64015
Kuwait
 Tel: 00965-2-3985580
 Fax:00965-2-3985715

THE GENERAL COMPANY FOR INTERNATIONAL TRADING
Avenue Ennasria Imm. El -Borj Bloc A
2EME Etage, Appt.No.6-3027,Sfax El-Jadida
Tunisia
 Tel: 00216-74418218
 Fax: 00216-74407070

MOHSIN HAIDER DARWISH LLC
P.O.BOX 880.Ruwi,Muscat
Oman
 Tel: 00968-24703777
 Fax:00963-24793256

AL-FANAR LAIGHTING BSC
P.O.BOX3386.Isa Town
Bahrain
 Tel: 00973-17-874567
 Fax:00973-17-783536

MADAR ELECTRICALS
P.O. BOX 2432, Doha
Qatar
 Tel: 00974-44604333
 Fax:00974-44601112
 E.Mail:sales@madar.com

DANA ELECTRIC&TRADING INT. EST.
Salah Al- Dein St. Bldg .No. 146
Jabal Al- Hussein
Amman-Jordan
 Tel: 00962-6-4611179
 Fax: 00962-6-4610574
 E. Mail:dana_e@batelco.jo

Agathon Systems Ltd/ Libya
UnitA3-31,Sharjah Airport Intl.free Zone
P.O. BOX00971-6-5570095
 Tel : 00971-6-5570095
 Fax: 009716-5570094

ELECTRICAL LIGHTING CO. WLL
P.O.Box 4109
Abu Dhabi, UAE
 Tel:00971-2-6731177
 Fax:00971-2-673226
 E-Mail: elitco@emirates.net.ae

GOLDEN LIGHT FOR ELACTEICAL SUPPLIES CO.
8-10 Abd El-Haq Sounbaty St.
El-Obera, Cairo, Egypt
 Tel: 00202-23915793
 Fax:00202-26566996

MK Cable Management (Saudi Arabia) Ltd.
PO Box 10340, Jubail Industrial City 31961
Kingdom of Saudi Arabia
Tel.: +966 13 341 9902
Fax: +966 13 341 9985

Support Office, PO Box 56106
Riyadh 11554
Kingdom of Saudi Arabia
Tel.: +966 11 4649860/4611310
Fax: +966 11 4648082/4611259
Mob: +966 50 012 9855

Support Office, PO Box 132436
Jeddah 21382
Kingdom of Saudi Arabia
Tel.: +966 12 668 4344
Fax: +966 12 668 4344
Mob: +966 50 590 2629