

Catalogue

LED Luminaires

TECHTOUCH



Panel X² (Slim Panel)



Standard (CE)

40W/48W/72W
595x595 Continental
603x603 South America
620x620 Germany/Brazil

IP65

40W

Standard (CB)

40W/48W/60W/72W



UGR<19



CCT
3000K/4000K/
6400K
By Dip Switch



Round

33W

Various driver solution



Triac Dimmable Driver



Dimmable 0-10V Driver



DALI 2.0 Driver



Multi-Power DIP
Switch Driver



Intelligent Driver
Zigbee/Wi-Fi/Bluetooth



Remote Control Driver
CCT/Dimmable/Group control



Emergency Kit

mA	W	mA	W
850	34	950	38
900	36	1050	42



Panel X² LED

60x60 100lm/W

40 W 4000 lm DF>0.9
 2000071 3000 K
 2000072 4000 K
 2000073 6400 K
 595x595x9mm

60x60 100lm/W

48 W 4800 lm DF>0.9
 2000081 3000 K
 2000082 4000 K
 2000083 6400 K
 595x595x9mm

30x120 100lm/W

40 W 4000 lm DF>0.9
 2000091 3000 K
 2000092 4000 K
 2000093 6400 K
 295x1195x9mm

30x120 100lm/W

48 W 4800 lm DF>0.9
 2000101 3000 K
 2000102 4000 K
 2000103 6400 K
 295x1195x9mm


60x120 100lm/W

72 W 7200 lm DF>0.9
 2000111 3000 K
 2000112 4000 K
 2000113 6400 K
 595x1195x9mm

Dimensional drawing



Luminous Intensity Distribution



Panel X² LED



5 YEARS WARRANTY

CE

FLICKERING FREE



Panel X² LED UGR<19

60x60 100lm/W UGR<19

40 W 4000 lm DF>0.9
 2000121 3000 K
 2000122 4000 K
 2000123 6400 K
 595x595x9mm

30x120 100lm/W UGR<19

40 W 4000 lm DF>0.9
 2000131 3000 K
 2000132 4000 K
 2000133 6400 K
 295x1195x9mm

	Rreflectance									
Ceiling (cavity)	0.7	0.7	0.5	0.5	0.3	0.7	0.7	0.5	0.5	0.3
Wall	0.5	0.5	0.5	0.3	0.7	0.5	0.3	0.5	0.3	0.3
Reference plane	0.2	0.2	0.2	0.2	0.2	0.2	0.2	0.2	0.2	0.2

Room dimensions	Viewed crosswise					Viewed endwise						
	X=4H	Y=2H	17.8	18.6	18.1	18.8	19.0	17.8	18.6	18.1	18.8	19.0
3H	17.7	18.4	18.0	18.6	18.9	17.7	18.3	18.0	18.6	18.9		
4H	17.7	18.2	18.0	18.5	18.8	17.7	18.3	18.0	18.6	18.9		
5H	17.6	18.2	18.0	18.5	18.8	17.6	18.1	18.0	18.5	18.8		
8H	17.6	18.1	18.0	18.5	18.8	17.6	18.0	18.0	18.4	18.8		
12H	17.7	18.1	18.1	18.5	18.9	17.5	18.0	17.9	18.3	18.7		

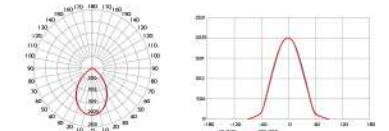
Calculate in accordance with CIE 190:2010

Panel X² LED
UGR<19

Dimensional drawing



Luminous Intensity Distribution





Panel X² LED DIP CCT

60x60 100lm/W

40 W 4000 lm DF>0.9
2000074 3000K/4000K/6400K
595x595x9mm

60x60 100lm/W

48 W 4800 lm DF>0.9
2000084 3000K/4000K/6400K
595x595x9mm

30x120 100lm/W

40 W 4000 lm DF>0.9
2000094 3000K/4000K/6400K
295x1195x9mm

30x120 100lm/W

48 W 4800 lm DF>0.9
2000104 3000K/4000K/6400K
295x1195x9mm

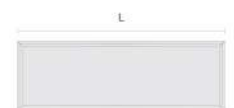
60x120 100lm/W

72 W 7200 lm DF>0.9
2000114 3000K/4000K/6400K
595x1195x9mm

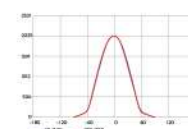
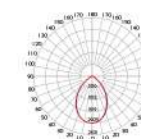


Panel X² LED DIP CCT

Dimensional drawing



Luminous Intensity Distribution



5 YEARS WARRANTY

CE

FLICKERING FREE

DAMP LOCATION

IP65



Panel X² LED IP65

60x60 100lm/W IP65

40 W 4000 lm DF>0.9
 2000141 3000 K
 2000142 4000 K
 2000143 6400 K
 595x595x12mm



All-round waterproof strip

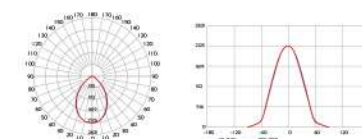


IP65 waterproof connector

Dimensional drawing



Luminous Intensity Distribution



Panel X² LED IP65





Panel X² LED CB



Panel X² LED CB

60x60 100lm/W

40 W 4000 lm DF>0.9
 2000151 3000 K
 2000152 4000 K
 2000153 6400 K
 595x595x9mm

60x60 100lm/W

48 W 4800 lm DF>0.9
 2000161 3000 K
 2000162 4000 K
 2000163 6400 K
 595x595x9mm

60x60 100lm/W

60 W 6000 lm DF>0.9
 2000171 3000 K
 2000172 4000 K
 2000173 6400 K
 595x595x9mm

30x120 100lm/W

40 W 4000 lm DF>0.9
 2000181 3000 K
 2000182 4000 K
 2000183 6400 K
 295x1195x9mm


30x120 100lm/W

48 W 4800 lm DF>0.9
 2000191 3000 K
 2000192 4000 K
 2000193 6400 K
 295x1195x9mm

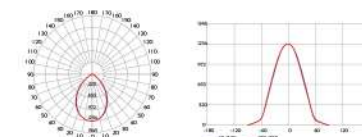
60x120 100lm/W

72 W 7200 lm DF>0.9
 2000201 3000 K
 2000202 4000 K
 2000203 6400 K
 595x1195x9mm

Dimensional drawing



Luminous Intensity Distribution



Easy and various installation styles

A Recessed



Panel Accessory Kit 1

B Surface mounted



Panel Accessory Kit 2

C Suspending




Panel Accessory Kit 3

D Frame mounted



Panel Accessory Kit 5



Panel Accessory Kit 6



Panel Accessory Kit 7

E Frame recessed



Panel Accessory Kit 9



Panel Accessory Kit 10



Panel X² LED Round

Metal PC Diffuser PF 0.9 220-240V

33 W 3300 lm PF 0.9

2020141 3000 K

2020142 4000 K

2020143 6400 K

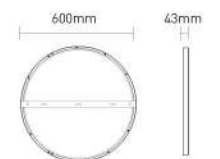
600×600×43mm

Optional



Panel X² LED Round

Installation



Panel β^2 (Backlight)



Standard

595x595 Continental
603x603 South America
620x620 Germany/Brazil

Standard (CB)
40W/48W/60W/72W

Standard (CE)
40W


High Power
Up to 120W

High Efficiency
Up to 180lm/W

IP54



CCT
3000K/4000K/
6400K
By Dip Switch



UGR<19



UGR<16



Personalized
Dimension

Surface mounted/Recessed
CCT Optional

Various driver solution

Triac Dimmable
Driver



Dimmable 0-10V
Driver



DALI 2.0
Driver



Multi-Power DIP
Switch Driver

mA	W	mA	W
850	34	950	38
900	36	1050	42

Intelligent
Driver



Zigbee/Wi-Fi/Bluetooth




Remote Control
Driver



CCT/Dimmable/Group control

Emergency
Kit





Panel β^2 Standard

60x60 100lm/W Non isolated

40 W 4000 lm PF>0.5
 2010021 3000 K
 2010022 4000 K
 2010023 6400 K
 595x595x25mm

60x60 100lm/W Non isolated

48 W 4800 lm PF>0.5
 2010031 3000 K
 2010032 4000 K
 2010033 6400 K
 595x595x25mm

60x60 100lm/W Non isolated

72 W 7200 lm PF>0.5
 2010041 3000 K
 2010042 4000 K
 2010043 6400 K
 595x595x25mm

30x120 100lm/W Non isolated

40 W 4000 lm PF>0.5
 2010051 3000 K
 2010052 4000 K
 2010053 6400 K
 295x1195x25mm

30x120 100lm/W Non isolated

48 W 4800 lm PF>0.5
 2010061 3000 K
 2010062 4000 K
 2010063 6400 K
 295x1195x25mm

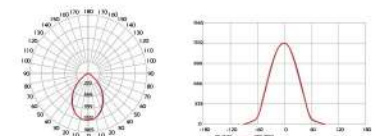
30x120 100lm/W Non isolated

72 W 7200 lm PF>0.5
 2010071 3000 K
 2010072 4000 K
 2010073 6400 K
 295x1195x25mm

Dimensional drawing



Luminous intensity Distribution



Panel β^2 LED
Standard



5 YEARS WARRANTY

CE

FLICKERING FREE

Optional 25mm HEIGHT



Panel β^2 LED

60x60 100lm/W

40 W 4000 lm DF>0.9
 2010081 3000 K
 2010082 4000 K
 2010083 6400 K
 595x595x30mm

60x60 100lm/W

48 W 4800 lm DF>0.9
 2010091 3000 K
 2010092 4000 K
 2010093 6400 K
 595x595x30mm


30x120 100lm/W

40 W 4000 lm DF>0.9
 2010101 3000 K
 2010102 4000 K
 2010103 6400 K
 295x1195x30mm

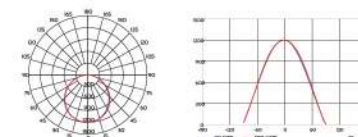
30x120 100lm/W

48 W 4800 lm DF>0.9
 2010111 3000 K
 2010112 4000 K
 2010113 6400 K
 295x1195x30mm

Dimensional drawing




Luminous Intensity Distribution



Panel β^2 LED





Panel β^2 LED High Efficiency

60x60 150lm/W

24 W 3600 lm DF>0.9
 2010141 3000 K
 2010142 4000 K
 2010143 6400 K
 595x595x30mm

150 lm/W


60x60 180lm/W

20 W 3600 lm DF>0.9
 2010151 3000 K
 2010152 4000 K
 2010153 6400 K
 595x595x30mm

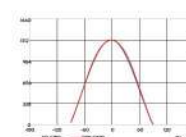
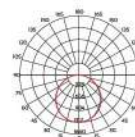
180 lm/W

Panel β^2 LED
High Efficiency

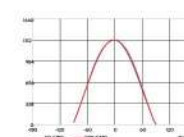
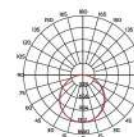
Dimensional drawing




Luminous Intensity Distribution



Luminous Intensity Distribution



Panel β^2 High Efficiency




Annual electricity consumption

More version options

The highest efficiency in the market

150 Lm/W 24W 3600Lm	496€	180 Lm/W 20W 3600Lm	413€
40W 3600Lm	826€	40W 3600Lm	826€

A 100m² office needs 12 panel lights
Lighting for 12 hours a day x365days, electricity saving
*German electricity prices in October 2023



5 YEARS WARRANTY

CE

FLICKERING FREE

Optional 25mm HEIGHT



Panel β^2 LED UGR<19

60x60 >4300lm UGR<19

40 W 4300 lm DF>0.9

2010161 3000 K

2010162 4000 K

2010163 6400 K

595x595x30mm

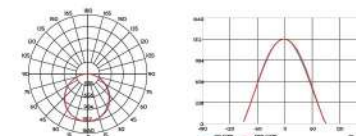


Panel β^2 LED
UGR<19

Dimensional drawing




Luminous Intensity Distribution





Panel β^2 UGR<19



Make your choices to increase luminous output or save energy



Increase output	
40W 100lm/W	4000lm
40W 130lm/W	5200lm
40W 150lm/W	6000lm

or

Save Energy	
40W 100lm/W	4000lm
30W 150lm/W	4500lm

CCT 3000K/4000K/6400K




By DIP switch

Reduce inventory



Panel β^2 LED
UGR<16



5 YEARS WARRANTY

CE

FLICKERING FREE

Panel β^2 LED UGR<16

60x60 >100lm/W UGR<16

40 W 4300 lm DF>0.9

2010181 3000 K
 2010182 4000 K
 2010183 6400 K
 595x595x25mm

>100 lm/W

60x60 150lm/W UGR<16

24 W 3600 lm DF>0.9

2010191 3000 K
 2010192 4000 K
 2010193 6400 K
 595x595x25mm

60x60 150lm/W UGR<16

40 W 6000 lm DF>0.9

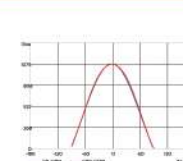
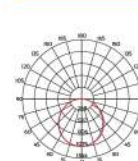
2010201 3000 K
 2010202 4000 K
 2010203 6400 K
 595x595x25mm

150 lm/W

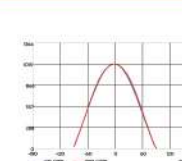
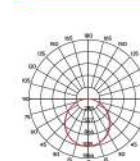
Dimensional drawing





Luminous Intensity Distribution



Luminous Intensity Distribution





Aluminum frame

PC

Lens

PMMA optical Lens,
snap fit lens, not easy to fall off



PC reflector

High quality NANO PC reflector
No color fading at high humidity or high
temperature environment

Iron back plate



Panel β^2 UGR<16

High Efficiency 150lm/W

4X36=144LEDs SMD2835



Optional

150lm/W

144 LEDs
130-140lm

100lm/W

144 LEDs
60-65lm


5 YEARS WARRANTY

CE

FLICKERING FREE

DAMP-LOCATION

IP54



Panel β² LED IP54

60x60 100lm/W IP54

40 W 4000 lm DF>0.9
 2010211 3000 K
 2010212 4000 K
 2010213 6400 K
 595x595x30mm

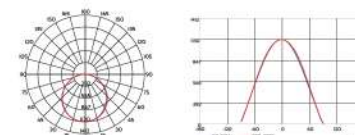


All-round waterproof strip

Dimensional drawing



Luminous Intensity Distribution




Panel β² LED IP54



5 YEARS WARRANTY



Optional 25mm HEIGHT



Panel β^2 LED CB

60x60 100lm/W

40 W 4000 lm DF>0.9
 2020081 3000 K
 2020082 4000 K
 2020083 6400 K
 595x595x30mm

60x60 100lm/W

48 W 5200 lm DF>0.9
 2020091 3000 K
 2020092 4000 K
 2020093 6400 K
 595x595x30mm

60x60 100lm/W

60 W 6000 lm DF>0.9
 2020101 3000 K
 2020102 4000 K
 2020103 6400 K
 595x595x30mm

30x120 100lm/W

40 W 4000 lm DF>0.9
 2020111 3000 K
 2020112 4000 K
 2020113 6400 K
 295x1195x30mm


30x120 100lm/W

48 W 4800 lm DF>0.9
 2020121 3000 K
 2020122 4000 K
 2020123 6400 K
 295x1195x30mm

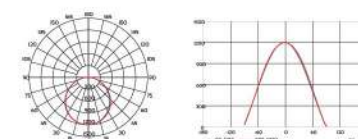
30x120 100lm/W

60 W 6000 lm DF>0.9
 2020131 3000 K
 2020132 4000 K
 2020133 6400 K
 295x1195x30mm


Dimensional drawing



Luminous Intensity Distribution




Panel β^2 LED CB





Panel β^2 LED CB
120W

TECHTOUCH



5 YEARS WARRANTY



Optional 25mm HEIGHT

Panel β^2 LED CB 120W


60x60 100lm/W

120 W 12000 lm DF>0.9
 2020201 3000 K
 2020202 4000 K
 2020203 6400 K
 595x595x30mm

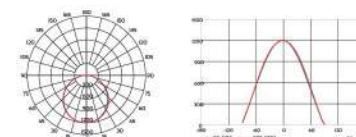
12000 Lumen

The biggest power in the market

Dimensional drawing



Luminous Intensity Distribution



Panel β^2 High Efficiency

12000 Lumen

The biggest power in the market

High PowerUp to 120W

Backlight

VS

Standard 40W

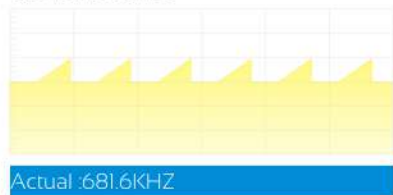
Backlight



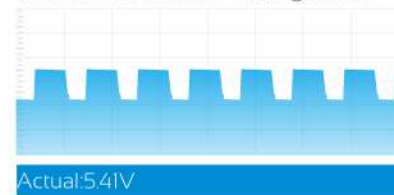
Stress Test - Driver Key Components

We perform the following tests for every driver to ensure the quality and lifespan of drivers

CS resistance



Diode Withstand Voltage Test



Electrolytic Derating Test (enter)



MOS VDS Pressure Test



MOS Ipk Test (Output)





Panel β^2 LED DIP CCT

60x60 100lm/W

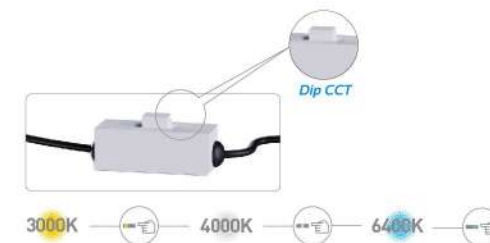
40 W 4000 lm PF>0.9
2020224
Dip CCT
3000K 4000K 6400K
595x595x30mm

30x120 100lm/W

40 W 4000 lm PF>0.9
2020234
Dip CCT
3000K 4000K 6400K
295x1195x30mm


60x120 100lm/W

72 W 7200 lm PF>0.9
2020244
Dip CCT
3000K 4000K 6400K
595x1195x30mm

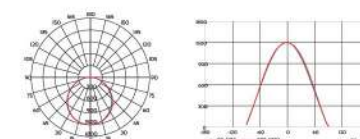


Panel β^2 LED CCT
Dip CCT

Dimensional drawing



Luminous Intensity Distribution






Panel β^2 LED DIP CCT
 CCT 3000K/4000K/6400K



Reduce inventory

66%



By Dip Switch



96LEDs
 CCT 40W SMD2835



48LEDs
 Standard 40W SMD2835

49%

Volume/transportation cost Saving

Multi packing solution


Individual box (IPCS) 40HQ
Carton 5pcs 3950pcs
*Standard 30mm thickness

Industrial packaging 40HQ
Carton 10pcs 5880pcs
*Standard 25mm thickness

5 YEARS WARRANTY

CCT Tunable 2700-6500K

1%-100% Dimmable



Panel β^2 LED CCT 2.4G

60x60 100lm/W

40 W 4000 lm PF>0.9
2020254
2.4G
2700K-6500K
595x595x30mm

30x120 100lm/W

40 W 4000 lm PF>0.9
2020264
2.4G
2700-6500K
295x1195x30mm

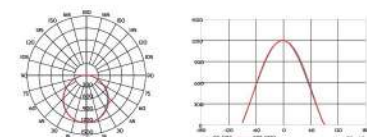


2.4G Driver


Dimensional drawing



Luminous Intensity Distribution



Panel β^2 LED
CCT 2.4G



3 YEARS WARRANTY

DIP CCT



Optional




Panel β^2 LED DIP CCT Surface mounted

15x62 100lm/W Non isolated

18 W 1800 lm PF>0.5 White
2020274
DIP CCT
3000K 4000K 6400K
620x150x34mm

15x120 100lm/W Non isolated

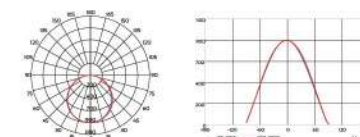
32 W 3200 lm PF>0.5 White
2020284
DIP CCT
3000K 4000K 6400K
1240x150x34mm



Dimensional drawing



Luminous Intensity Distribution



Panel β^2 LED DIP CCT
Surface mounted



Easy and various installation styles

A Recessed



Panel Accessory Kit 1

B Suspending



Panel Accessory Kit 3

C Frame mounted



Aluminum



Panel Aluminum Accessory Kit 5



Panel Aluminum Accessory Kit 6

PC Plastic



Panel PC Accessory Kit 5



Panel PC Accessory Kit 6

Various driver solution



Non-isolated Driver
PFO.9, Non-Flickering



Isolated Driver
PFO.9, Non-Flickering



Intelligent Driver
Zigbee/Wi-Fi/Bluetooth 



Remote Control Driver
CCT/Dimmable/Group control



Multi-Power DIP Switch Driver

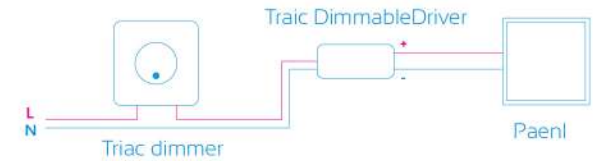
mA	W	mA	W
850	34	950	38
900	36	1050	42



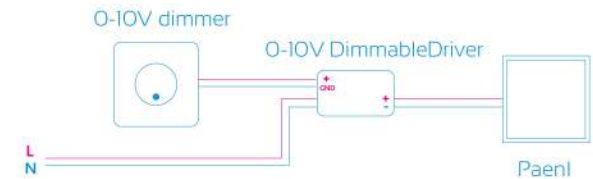
Emergency Kit



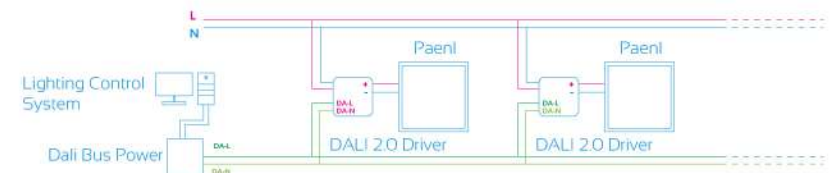
Triac Dimmable Driver



0-10V Dimmable Driver



DALI 2.0 Driver





Intego Spot LED



Intego Spot
LED

PC+Aluminium
3W/5W/7W/9W/12W

Intego Spot
LED CB

PC+Aluminium
3W/5W/7W/9W/12W



Intego Spot
Standard

PC
5W/7W/9W



Intego Spot
Economy

PP
5W



Intego Spot LED

185-264V Recessed Round $\Delta 36^\circ$

3 W 250lm DF>0.5
 Ø70x42mm \varnothing 60mm
 2027081 3000K
 2027082 4000K
 2027083 6400K

5 W 450lm DF>0.5
 Ø90x45mm \varnothing 75mm
 2027091 3000K
 2027092 4000K
 2027093 6400K

7 W 630lm DF>0.5
 Ø90x45mm \varnothing 75mm
 2027101 3000K
 2027102 4000K
 2027103 6400K

9 W 850lm DF>0.5
 Ø117x45mm \varnothing 90mm
 2027111 3000K
 2027112 4000K
 2027113 6400K

12 W 1200lm DF>0.7
 Ø140x45mm \varnothing 120mm
 2027121 3000K
 2027122 4000K
 2027123 6400K

185-264V Recessed Square $\Delta 36^\circ$

3 W 250lm DF>0.5
 70x70x42mm \varnothing 60mm
 2027131 3000K
 2027132 4000K
 2027133 6400K

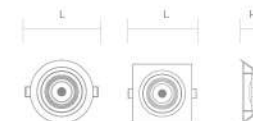
5 W 450lm DF>0.5
 90x90x45mm \varnothing 75mm
 2027141 3000K
 2027142 4000K
 2027143 6400K

7 W 630lm DF>0.5
 90x90x45mm \varnothing 75mm
 2027151 3000K
 2027152 4000K
 2027153 6400K

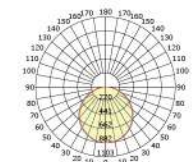
9 W 850lm DF>0.5
 117x117x45mm \varnothing 90mm
 2027161 3000K
 2027162 4000K
 2027163 6400K

12 W 1200lm DF>0.7
 140x140x45mm \varnothing 120mm
 2027171 3000K
 2027172 4000K
 2027173 6400K

Dimensional drawing



Luminous Intensity Distribution



Intego Spot LED
PC+Aluminium





Intego Spot LED CB

100-240V Recessed Round $\Delta 36^\circ$

3 W 250lm DF>0.5
 Ø70×42mm \hookrightarrow 60mm
 2027181 3000K
 2027182 4000K
 2027183 6400K

5 W 450lm DF>0.5
 Ø90×45mm \hookrightarrow 75mm
 2027191 3000K
 2027192 4000K
 2027193 6400K

7 W 630lm DF>0.5
 Ø90×45mm \hookrightarrow 75mm
 2027201 3000K
 2027202 4000K
 2027203 6400K

9 W 850lm DF>0.5
 Ø117×45mm \hookrightarrow 90mm
 2027211 3000K
 2027212 4000K
 2027213 6400K

12 W 1200lm DF>0.7
 Ø140×45mm \hookrightarrow 120mm
 2027221 3000K
 2027222 4000K
 2027223 6400K

100-240V Recessed Square $\Delta 36^\circ$

3 W 250lm DF>0.5
 70×70×42mm \hookrightarrow 60mm
 2027231 3000K
 2027232 4000K
 2027233 6400K

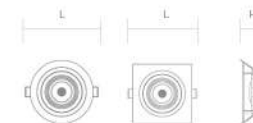
5 W 450lm DF>0.5
 90×90×45mm \hookrightarrow 75mm
 2027241 3000K
 2027242 4000K
 2027243 6400K

7 W 630lm DF>0.5
 90×90×45mm \hookrightarrow 75mm
 2027251 3000K
 2027252 4000K
 2027253 6400K

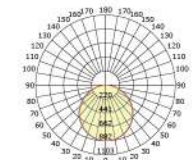
9 W 850lm DF>0.5
 117×117×45mm \hookrightarrow 90mm
 2027261 3000K
 2027262 4000K
 2027263 6400K

12 W 1200lm DF>0.7
 140×140×45mm \hookrightarrow 120mm
 2027271 3000K
 2027272 4000K
 2027273 6400K

Dimensional drawing



Luminous Intensity Distribution



Intego Spot LED CB
PC+Aluminium





Intego Spot Standard

185-264V Recessed Round $\Delta 36^\circ$

5 W 400lm PF>0.5
 $\varnothing 90 \times 30\text{mm}$ $\varnothing 75\text{mm}$
 2027281 3000K
 2027282 4000K
 2027283 6400K

7 W 560lm PF>0.5
 $\varnothing 90 \times 30\text{mm}$ $\varnothing 75\text{mm}$
 2027291 3000K
 2027292 4000K
 2027293 6400K

9 W 720lm PF>0.5
 $\varnothing 110 \times 38\text{mm}$ $\varnothing 95\text{mm}$
 2027301 3000K
 2027302 4000K
 2027303 6400K

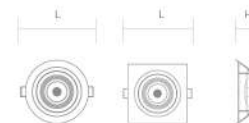
185-264V Recessed Square $\Delta 36^\circ$

5 W 400lm PF>0.5
 $\square 90 \times 30\text{mm}$ $\square 75\text{mm}$
 2027311 3000K
 2027312 4000K
 2027313 6400K

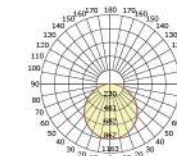
7 W 560lm PF>0.5
 $\square 90 \times 30\text{mm}$ $\square 75\text{mm}$
 2027321 3000K
 2027322 4000K
 2027323 6400K

9 W 720lm PF>0.5
 $\square 110 \times 38\text{mm}$ $\square 95\text{mm}$
 2027331 3000K
 2027332 4000K
 2027333 6400K

Dimensional drawing



Luminous Intensity Distribution



Intego Spot Standard

PC



Intego Spot Economy

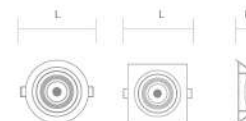
185-264V Recessed Round $\Delta 36^\circ$

5W 400lm PF>0.5
 Ø88x22mm \hookrightarrow 70mm
 2027341 3000K
 2027342 4000K
 2027343 6400K

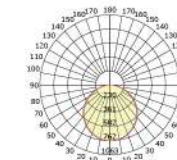
185-264V Recessed Square $\Delta 36^\circ$

5W 400lm PF>0.5
 □88x22mm \hookrightarrow 70mm
 2027341 3000K
 2027342 4000K
 2027343 6400K

Dimensional drawing



Luminous Intensity Distribution



Intego Spot Economy



Intego LED

Aluminium

Intego Classic
Isolated/Non isolated



Aluminium

Intego Classic DIP CCT
Isolated/Non isolated

DIP CCT
3000K/4000K/6000K



PC

Intego Techno PC

Backlight
Up to 100lm/W
Longer Lifetime

Surface mounted Kit
Reduce inventory



PP

Intego Techno PP DOB

Backlight
Up to 24W
Longer Lifetime



PP

Intego Techno PP DOB DIP CCT

DIP CCT
3000K/4000K/6000K




Metal

Intego Techno Basic
Non isolated



3 YEARS WARRANTY



Intego Classic Basic Recessed

100-240V Non isolated Recessed Round A++110°

3 W PF>0.5	6 W PF>0.5	12 W PF>0.5	18 W PF>0.5
Ø 90×20mm \varnothing 70mm	Ø 120×20mm \varnothing 100mm	Ø 170×20mm \varnothing 150mm	Ø 225×20mm \varnothing 205mm
2021001 3000K 240lm	2021011 3000K 480lm	2021031 3000K 960lm	2021041 3000K 1440lm
2021002 4000K 240lm	2021012 4000K 480lm	2021032 4000K 960lm	2021042 4000K 1440lm
2021003 6400K 240lm	2021013 6400K 480lm	2021033 6400K 960lm	2021043 6400K 1440lm
24 W PF>0.5			
Ø 300×20mm \varnothing 280mm			
2021051 3000K 1920lm			
2021052 4000K 1920lm			
2021053 6400K 1920lm			

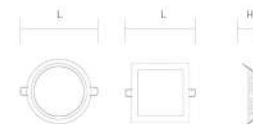
100-240V Non isolated Recessed Square A++110°

3 W PF>0.5	6 W PF>0.5	12 W PF>0.5	18 W PF>0.5
□ 90×20mm \varnothing 70mm	□ 120×20mm \varnothing 100mm	□ 170×20mm \varnothing 150mm	□ 225×20mm \varnothing 205mm
2021061 3000K 240lm	2021071 3000K 480lm	2021091 3000K 960lm	2021101 3000K 1440lm
2021062 4000K 240lm	2021072 4000K 480lm	2021092 4000K 960lm	2021102 4000K 1440lm
2021063 6400K 240lm	2021073 6400K 480lm	2021093 6400K 960lm	2021103 6400K 1440lm
24 W PF>0.5			
□ 300×20mm \varnothing 280mm			
2021111 3000K 1920lm			
2021112 4000K 1920lm			
2021113 6400K 1920lm			

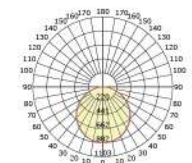
Installation



Dimensional drawing



Luminous Intensity Distribution



Intego Classic Basic Aluminium



3 YEARS WARRANTY



Intego Classic Basic Surface mounted

100-240V Non isolated Surface mounted Round A 110°

6 W PF>0.5 Ø 120×28mm	12 W PF>0.5 Ø 170×28mm	18 W PF>0.5 Ø 225×28mm	24 W PF>0.5 Ø 300×28mm
2021121 3000K 480lm	2021131 3000K 960lm	2021141 3000K 1260lm	2021151 3000K 1920lm
2021122 4000K 480lm	2021132 4000K 960lm	2021142 4000K 1260lm	2021152 4000K 1920lm
2021123 6400K 480lm	2021133 6400K 960lm	2021143 6400K 1260lm	2021153 6400K 1920lm

100-240V Non isolated Surface mounted Square A 110°

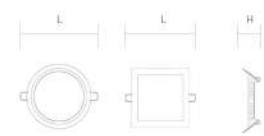
6 W PF>0.5 □ 120×28mm	12 W PF>0.5 □ 170×28mm	18 W PF>0.5 □ 225×28mm	24 W PF>0.5 □ 300×28mm
2021161 3000K 480lm	2021171 3000K 960lm	2021181 3000K 1260lm	2021191 3000K 1920lm
2021162 4000K 480lm	2021172 4000K 960lm	2021182 4000K 1260lm	2021192 4000K 1920lm
2021163 6400K 480lm	2021173 6400K 960lm	2021183 6400K 1260lm	2021193 6400K 1920lm

Intego Classic Basic Aluminium

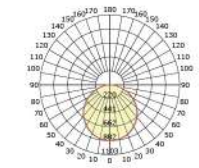
Installation




Dimensional drawing



Luminous Intensity Distribution



5 YEARS WARRANTY



Intego Classic Recessed

100-240V | Isolated driver | Recessed | Round | Δ 110°

3 W PF>0.5	6 W PF>0.5	12 W PF>0.5	18 W PF>0.5
Ø 90×20mm \varnothing 70mm	Ø 120×20mm \varnothing 100mm	Ø 170×20mm \varnothing 150mm	Ø 225×20mm \varnothing 205mm
2021201 3000K 240lm	2021211 3000K 480lm	2021221 3000K 960lm	2021231 3000K 1260lm
2021202 4000K 240lm	2021212 4000K 480lm	2021222 4000K 960lm	2021232 4000K 1260lm
2021203 6400K 240lm	2021213 6400K 480lm	2021223 6400K 960lm	2021233 6400K 1260lm
24 W PF>0.5			
Ø 300×20mm \varnothing 280mm			
2021241 3000K 1920lm			
2021242 4000K 1920lm			
2021243 6400K 1920lm			

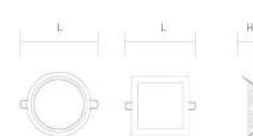
100-240V | Isolated driver | Recessed | Square | Δ 110°

3 W PF>0.5	6 W PF>0.5	12 W PF>0.5	18 W PF>0.5
□ 90×20mm \varnothing 70mm	□ 120×20mm \varnothing 100mm	□ 170×20mm \varnothing 150mm	□ 225×20mm \varnothing 205mm
2021251 3000K 240lm	2021261 3000K 480lm	2021271 3000K 960lm	2021281 3000K 1260lm
2021252 4000K 240lm	2021262 4000K 480lm	2021272 4000K 960lm	2021282 4000K 1260lm
2021253 6400K 240lm	2021263 6400K 480lm	2021273 6400K 960lm	2021283 6400K 1260lm
24 W PF>0.5			
□ 300×20mm \varnothing 280mm			
2021291 3000K 1920lm			
2021292 4000K 1920lm			
2021293 6400K 1920lm			

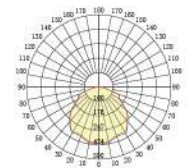
Installation



Dimensional drawing



Luminous Intensity Distribution



Intego Classic Aluminium



5 YEARS WARRANTY



Intego Classic Surface mounted

100-240V | Isolated driver | Surface mounted | Round | A 110°

6 W PF>0.5 Ø 120×28mm	12 W PF>0.5 Ø 170×28mm	18 W PF>0.5 Ø 225×28mm	24 W PF>0.5 Ø 300×28mm
2021301 3000K 480lm	2021311 3000K 960lm	2021321 3000K 1260lm	2021331 3000K 1920lm
2021302 4000K 480lm	2021312 4000K 960lm	2021322 4000K 1260lm	2021332 4000K 1920lm
2021303 6400K 480lm	2021313 6400K 960lm	2021323 6400K 1260lm	2021333 6400K 1920lm

100-240V | Isolated driver | Surface mounted | Square | A 110°

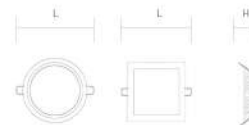
6 W PF>0.5 □ 120×28mm	12 W PF>0.5 □ 170×28mm	18 W PF>0.5 □ 225×28mm	24 W PF>0.5 □ 300×28mm
2021341 3000K 480lm	2021351 3000K 960lm	2021361 3000K 1260lm	2021371 3000K 1920lm
2021342 4000K 480lm	2021352 4000K 960lm	2021362 4000K 1260lm	2021372 4000K 1920lm
2021343 6400K 480lm	2021353 6400K 960lm	2021363 6400K 1260lm	2021373 6400K 1920lm

Intego Classic Aluminium

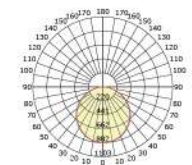
Installation



Dimensional drawing



Luminous Intensity Distribution





Intego Classic BasicDIP CCT Recessed

100-240V | Isolated | Recessed | Round | $\Delta 110^\circ$

3 W PF>0.5 Ø 90×20mm \varnothing 70mm 2025314 DIP CCT3000K/4000K/6000K 240lm	6 W PF>0.5 Ø 120×20mm \varnothing 100mm 2025324 DIP CCT3000K/4000K/6000K 480lm	12 W PF>0.5 Ø 170×20mm \varnothing 150mm 2025334 DIP CCT3000K/4000K/6000K 960lm	18 W PF>0.5 Ø 225×20mm \varnothing 205mm 2025344 DIP CCT3000K/4000K/6000K 1440lm
24 W PF>0.5 Ø 300×20mm \varnothing 280mm 2025354 DIP CCT3000K/4000K/6000K 1920lm			

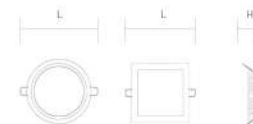
100-240V | Isolated | Recessed | Square | $\Delta 110^\circ$

3 W PF>0.5 □ 90×20mm \varnothing 70mm 2025364 DIP CCT3000K/4000K/6000K 240lm	6 W PF>0.5 □ 120×20mm \varnothing 100mm 2025374 DIP CCT3000K/4000K/6000K 480lm	12 W PF>0.5 □ 170×20mm \varnothing 150mm 2025384 DIP CCT3000K/4000K/6000K 960lm	18 W PF>0.5 □ 225×20mm \varnothing 205mm 2025394 DIP CCT3000K/4000K/6000K 1440lm
24 W PF>0.5 □ 300×20mm \varnothing 280mm 2025414 DIP CCT3000K/4000K/6000K 1920lm			

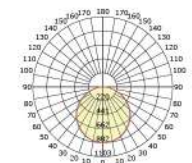
Installation



Dimensional drawing



Luminous Intensity Distribution



Intego Classic Basic DIP CCT Aluminium





Intego Classic DIP CCT Recessed

100-240V | Non isolated | Recessed | Round | Δ 110°

<p>3 W PF>0.5 \varnothing 90x20mm \varnothing 70mm 2025114 DIP CCT3000K/4000K/6000K 240lm</p>	<p>6 W PF>0.5 \varnothing 120x20mm \varnothing 100mm 2025124 DIP CCT3000K/4000K/6000K 480lm</p>	<p>12 W PF>0.5 \varnothing 170x20mm \varnothing 150mm 2025134 DIP CCT3000K/4000K/6000K 960lm</p>	<p>18 W PF>0.5 \varnothing 225x20mm \varnothing 205mm 2025144 DIP CCT3000K/4000K/6000K 1440lm</p>
<p>24 W PF>0.5 \varnothing 300x20mm \varnothing 280mm 2025154 DIP CCT3000K/4000K/6000K 1920lm</p>			

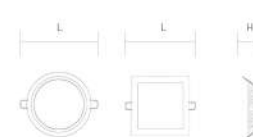
100-240V | Non isolated | Recessed | Square | Δ 110°

<p>3 W PF>0.5 \square 90x20mm \square 70mm 2025164 DIP CCT3000K/4000K/6000K 240lm</p>	<p>6 W PF>0.5 \square 120x20mm \square 100mm 2025174 DIP CCT3000K/4000K/6000K 480lm</p>	<p>12 W PF>0.5 \square 170x20mm \square 150mm 2025184 DIP CCT3000K/4000K/6000K 960lm</p>	<p>18 W PF>0.5 \square 225x20mm \square 205mm 2025194 DIP CCT3000K/4000K/6000K 1440lm</p>
<p>24 W PF>0.5 \square 300x20mm \square 280mm 2025214 DIP CCT3000K/4000K/6000K 1920lm</p>			

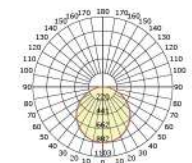
Installation



Dimensional drawing



Luminous Intensity Distribution



Intego Classic DIP CCT Aluminium





Intego Classic Basic DIP CCT Surface mounted

100-240V | Isolated | Surface mounted | Round | 110°

6 W PF>0.5 Ø 120×28mm 2025424 DIP CCT3000K/4000K/6000K 480lm	12 W PF>0.5 Ø 170×28mm 2025434 DIP CCT3000K/4000K/6000K 960lm	18 W PF>0.5 Ø 225×28mm 2025444 DIP CCT3000K/4000K/6000K 1440lm	24 W PF>0.5 Ø 300×28mm 2025454 DIP CCT3000K/4000K/6000K 1920lm
--	---	--	--

100-240V | Isolated | Surface mounted | Square | 110°

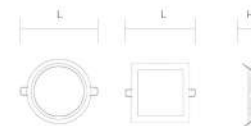
3 W PF>0.5 □ 120×120×28mm 2025464 DIP CCT3000K/4000K/6000K 480lm	6 W PF>0.5 □ 170×170×28mm 2025474 DIP CCT3000K/4000K/6000K 960lm	12 W PF>0.5 □ 225×225×28mm 2025484 DIP CCT3000K/4000K/6000K 1440lm	18 W PF>0.5 □ 300×300×28mm 2025494 DIP CCT3000K/4000K/6000K 1920lm
--	--	--	--

Intego Classic Basic DIP CCT
Aluminium

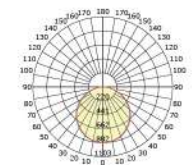
Installation



Dimensional drawing



Luminous Intensity Distribution





Intego Classic DIP CCT Surface mounted

100-240V | Non isolated | Surface mounted | Round | A110°

6 W PF>0.5 Ø 120×28mm 2025224 DIP CCT3000K/4000K/6000K 480lm	12 W PF>0.5 Ø 170×28mm 2025234 DIP CCT3000K/4000K/6000K 960lm	18 W PF>0.5 Ø 225×28mm 2025244 DIP CCT3000K/4000K/6000K 1440lm	24 W PF>0.5 Ø 300×28mm 2025254 DIP CCT3000K/4000K/6000K 1920lm
--	---	--	--

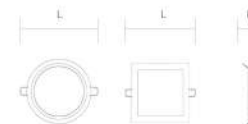
100-240V | Non isolated | Surface mounted | Square | A110°

3 W PF>0.5 □ 120×120×28mm 2025264 DIP CCT3000K/4000K/6000K 480lm	6 W PF>0.5 □ 170×170×28mm 2025274 DIP CCT3000K/4000K/6000K 960lm	12 W PF>0.5 □ 225×225×28mm 2025284 DIP CCT3000K/4000K/6000K 1440lm	18 W PF>0.5 □ 300×300×28mm 2025294 DIP CCT3000K/4000K/6000K 1920lm
--	--	--	--

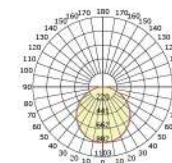
Installation



Dimensional drawing



Luminous Intensity Distribution




Intego Classic DIP CCT Aluminium



5 YEARS WARRANTY

CE

FLICKERING FREE



Intego Techno PC Recessed

185-264V Non isolated Recessed Round Δ 110°

6 W 600lm DF>0.5
 Ø 120x25mm \hookrightarrow 105mm
 2026281 3000K
 2026282 4000K
 2026283 6400K

12 W 1200lm DF>0.7
 Ø 175x25mm \hookrightarrow 150mm
 2026291 3000K
 2026292 4000K
 2026293 6400K

18 W 1850lm PF>0.5
 Ø 225x25mm \hookrightarrow 200mm
 2021301 3000K
 2021302 4000K
 2021303 6400K

24 W 2450lm DF>0.5
 Ø 300x20mm \hookrightarrow 280mm
 2026311 3000K
 2026312 4000K
 2026313 6400K

185-264V Non isolated Recessed Square Δ 110°

6 W 600lm PF>0.5
 □ 120x20mm \hookrightarrow 105mm
 2026321 3000K
 2026322 4000K
 2026323 6400K

12 W 1200lm PF>0.5
 □ 170x20mm \hookrightarrow 150mm
 2026331 3000K
 2026332 4000K
 2026333 6400K

18 W 1850lm PF>0.5
 □ 225x20mm \hookrightarrow 205mm
 2026341 3000K
 2026342 4000K
 2026343 6400K

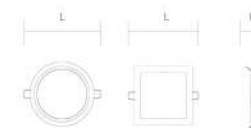
24 W 2450lm PF>0.5
 □ 300x20mm \hookrightarrow 280mm
 2026351 3000K
 2026352 4000K
 2026353 6400K

Intego Techno
PC

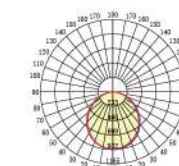
Installation



Dimensional drawing



Luminous Intensity Distribution





Intego Techno
PC

TECHTOUCH



Intego Techno PC Surface mounted

185-264V Non isolated Surface mounted Round Δ 110°

12 W 1200lm DF>0.7
Ø 175×40mm

2026361 3000K
2026362 4000K
2026363 6400K

18 W 1850lm DF>0.7
Ø 225×40mm

2026371 3000K
2026372 4000K
2026373 6400K

24 W 2450lm DF>0.7
Ø 300×40mm

2026381 3000K
2026382 4000K
2026383 6400K



185-264V Non isolated Surface mounted Round Δ 110°

12 W 1200lm DF>0.7
□ 175×40mm

2026391 3000K
2026392 4000K
2026393 6400K

18 W 1200lm DF>0.7
□ 225×40mm

2026401 3000K
2026402 4000K
2026403 6400K

24 W 2450lm DF>0.7
□ 300×40mm

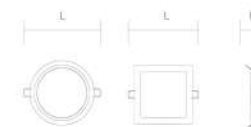
2026411 3000K
2026412 4000K
2026413 6400K



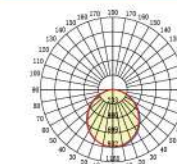
Installation



Dimensional drawing



Luminous Intensity Distribution





Intego Techno PC LED

Backlight 100lm/W

Lumen increased by **43%**



More version options

Recessed + Surface mounted Kit = Surface mounted



50%
Reduce inventory



Intego Classic LED



50-70lm/W



VS

Comply LVD safety directives
Full Polypropylene Housing

Higher Lumen Efficiency
Back-lit VS Side-lit

Longer Lifetime
Better heat dispatch solution



Intego Techno PC



>100lm/W





Intego Techno PP Recessed

220-240V DOB Recessed Round $\Delta 110^\circ$

3 W 240lm PF>0.5 Ø 98×24.5mm \varnothing 75mm	6 W 480lm PF>0.5 Ø 117×24.5mm \varnothing 90mm	9 W 720lm PF>0.5 Ø 145×25.5mm \varnothing 115mm	12 W 960lm PF>0.5 Ø 170×25.5mm \varnothing 140mm
2027011 3000K 2027012 4000K 2027013 6400K	2027021 3000K 2027022 4000K 2027023 6400K	2027031 3000K 2027032 4000K 2027033 6400K	2027041 3000K 2027042 4000K 2027043 6400K
18W 1440lm PF>0.5 Ø 225×28.5mm \varnothing 190mm	24 W 1920lm PF>0.5 Ø 298×29.5mm \varnothing 260mm		
2027051 3000K 2027052 4000K 2027053 6400K	2027061 3000K 2027062 4000K 2027063 6400K		

220-240V DOB Recessed Square $\Delta 110^\circ$

6 W 480lm PF>0.5 120×120×25.5mm	9 W 720lm PF>0.5 145×145×25.5mm	12 W 960lm PF>0.5 175×175×25.5mm
2027111 3000K 2027112 4000K 2027113 6400K	2027121 3000K 2027122 4000K 2027123 6400K	2026731 3000K 2026732 4000K 2026733 6400K
18W 1440lm PF>0.5 223×223×28mm	24 W 1920lm PF>0.5 298×298×29mm	
2027141 3000K 2027142 4000K 2027143 6400K	2027151 3000K 2027152 4000K 2027153 6400K	

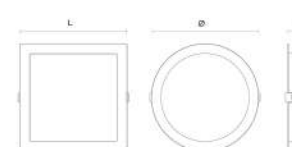


Intego Techno
PP

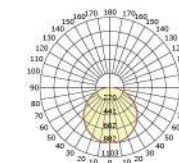
Installation




Dimensional drawing



Luminous Intensity Distribution





Intego Techno PP Surface mounted

220-240V DOB Surface mounted Round Δ 110°

6 W 480lm PF>0.5
 Ø 120x32mm
 2027211 3000K
 2027212 4000K
 2027213 6400K

9 W 720lm PF>0.5
 Ø 145x32mm
 2027221 3000K
 2027222 4000K
 2027223 6400K

12W 960lm PF>0.5
 Ø 175x32mm
 2027231 3000K
 2027232 4000K
 2027233 6400K

18 W 1440lm PF>0.5
 Ø 222x32mm
 2027241 3000K
 2027242 4000K
 2027243 6400K

24 W 1920lm PF>0.5
 Ø 298x32mm
 2027251 3000K
 2027252 4000K
 2027253 6400K

220-240V DOB Surface mounted Square Δ 110°

6 W 480lm PF>0.5
 120x120x32mm
 2027311 3000K
 2027312 4000K
 2027313 6400K

9 W 720lm PF>0.5
 145x145x32mm
 2027321 3000K
 2027322 4000K
 2027323 6400K

12W 960lm PF>0.5
 175x175x32mm
 2027331 3000K
 2027332 4000K
 2027333 6400K

18 W 1440lm PF>0.5
 222x222x32mm
 2027341 3000K
 2027342 4000K
 2027343 6400K

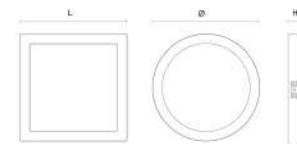
24 W 1920lm PF>0.5
 298x298x32mm
 2027351 3000K
 2027352 4000K
 2027353 6400K



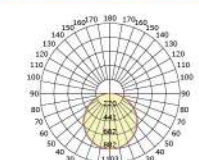
Installation



Dimensional drawing



Luminous Intensity Distribution



Intego Techno
PP





Intego Techno PP DIP CCT Recessed

220-240V DOB Recessed Round $\Delta 110^\circ$

6 W PF>0.5 Ø 120x28mm \varnothing 100mm 2025514 DIP CCT3000K/4000K/6000K 480lm	9 W PF>0.5 Ø 150x28mm \varnothing 125mm 2025524 DIP CCT3000K/4000K/6000K 720lm	12 W PF>0.5 Ø 170x28mm \varnothing 150mm 2025534 DIP CCT3000K/4000K/6000K 1200lm	18 W PF>0.5 Ø 220x28mm \varnothing 200mm 2025544 DIP CCT3000K/4000K/6000K 1440lm
24 W PF>0.5 Ø 300x28mm \varnothing 275mm 2025554 DIP CCT3000K/4000K/6000K 1920lm			


220-240V DOB Recessed Square $\Delta 110^\circ$

6 W PF>0.5 □ 120x28mm \varnothing 100mm 2025564 DIP CCT3000K/4000K/6000K 480lm	9 W PF>0.5 □ 150x28mm \varnothing 125mm 2025574 DIP CCT3000K/4000K/6000K 720lm	12 W PF>0.5 □ 170x28mm \varnothing 150mm 2025584 DIP CCT3000K/4000K/6000K 1200lm	18 W PF>0.5 □ 220x28mm \varnothing 200mm 2025594 DIP CCT3000K/4000K/6000K 1440lm
24 W PF>0.5 □ 300x28mm \varnothing 275mm 2025614 DIP CCT3000K/4000K/6000K 1920lm			

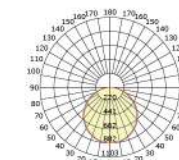
Installation



Dimensional drawing



Luminous Intensity Distribution



Intego Techno DIP CCT

PP



Intego Techno PP DIP CCT Surface mounted

220-240V DOB Recessed Round 110°

9 W PF>0.5
Ø 150×28mm

2025624
DIP CCT3000K/4000K/6000K
720lm

12 W PF>0.5
Ø 170×28mm

2025634
DIP CCT3000K/4000K/6000K
1200lm

18 W PF>0.5
Ø 220×28mm

2025644
DIP CCT3000K/4000K/6000K
1440lm

24 W PF>0.5
Ø 300×28mm

2025654
DIP CCT3000K/4000K/6000K
1920lm

220-240V DOB Recessed Square 110°

9 W PF>0.5
□ 150×28mm

2025664
DIP CCT3000K/4000K/6000K
720lm

12 W PF>0.5
□ 170×28mm

2025674
DIP CCT3000K/4000K/6000K
1200lm

18 W PF>0.5
□ 220×28mm

2025684
DIP CCT3000K/4000K/6000K
1440lm

24 W PF>0.5
□ 300×28mm

2025694
DIP CCT3000K/4000K/6000K
1920lm


Intego Techno DIP CCT

PP

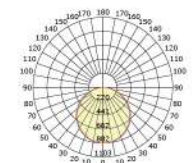
Installation



Dimensional drawing



Luminous Intensity Distribution





TECHTOUCH

Intego Techno PP LED

Backlight 80lm/W

Up to 30W

Lumen increased by **37%**

More version options

Watt	Lumen	Size	Hole Size
3W	240lm	∅ 90x28 mm	∅ 75mm
6W	480lm	∅ 120x28 mm	∅ 100mm
9W	720lm	∅ 150x28 mm	∅ 125mm
15W	1200lm	∅ 170x28 mm	∅ 150mm
18W	1440lm	∅ 220x28 mm	∅ 200mm
24W	1920lm	∅ 300x28 mm	∅ 275mm
30W	2400lm	∅ 300x28 mm	∅ 275mm

PS Diffuser

no yellowing over time

110°C Temperature resistant

PP VO flame retardant material


Backlight


Lumen increased by **37%**



130°C/8000hrs

High temperature resistance electrolytic capacitors





Intego Techno Basic Recessed

100-240V Non isolated Recessed Round Δ I10°

6 W 360lm PF>0.5 Ø 119×21mm \varnothing 100mm	12 W 720lm PF>0.5 Ø 168×21mm \varnothing 147mm	18 W 1080lm PF>0.5 Ø 223×21mm \varnothing 197mm	24 W 1440lm PF>0.5 Ø 297×21mm \varnothing 273mm
2024001 3000K 2024002 4000K 2024003 6400K	2024011 3000K 2024012 4000K 2024013 6400K	2024021 3000K 2024022 4000K 2024023 6400K	2024031 3000K 2024032 4000K 2024033 6400K

100-240V Non isolated Recessed Square Δ I10°

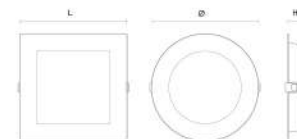
6 W 360lm PF>0.5 Ø 117×117×21mm	12 W 720lm PF>0.5 Ø 167×167×21mm	18 W 1080lm PF>0.5 Ø 218×218×21mm	24 W 1440lm PF>0.5 Ø 291×291×21mm
2024041 3000K 2024042 4000K 2024043 6400K	2024051 3000K 2024052 4000K 2024053 6400K	2024061 3000K 2024062 4000K 2024063 6400K	2024071 3000K 2024072 4000K 2024073 6400K

Intego Techno Basic Metal

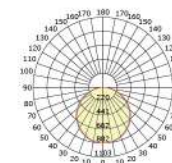
Installation



Dimensional drawing



Luminous Intensity Distribution





Intego Techno Basic
Metal



Intego Techno Basic Surface mounted

100-240V Non isolated Recessed Round Δ 110°

6 W 360lm PF>0.5
Ø 117×25mm
2024081 3000K
2024082 4000K
2024083 6400K

12 W 720lm PF>0.5
Ø 169×25mm
2024091 3000K
2024092 4000K
2024093 6400K

18 W 1080lm PF>0.5
Ø 219×26mm
2024101 3000K
2024102 4000K
2024103 6400K

24 W 1440lm PF>0.5
Ø 294×26mm
2024111 3000K
2024112 4000K
2024113 6400K

100-240V Non isolated Recessed Square Δ 110°

6 W 360lm PF>0.5
Ø 116×116×25mm
2024121 3000K
2024122 4000K
2024123 6400K

12 W 720lm PF>0.5
Ø 168×168×25mm
2024131 3000K
2024132 4000K
2024133 6400K

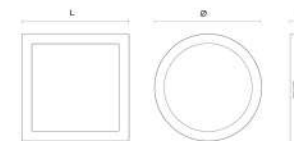
18 W 1080lm PF>0.5
Ø 218×218×26mm
2024141 3000K
2024142 4000K
2024143 6400K

24 W 1440lm PF>0.5
Ø 294×294×26mm
2024151 3000K
2024152 4000K
2024153 6400K

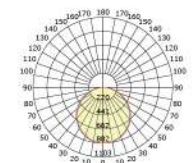
Installation



Dimensional drawing



Luminous Intensity Distribution





Intego Classic DIP CCT Recessed

100-240V | Non isolated | Recessed | Round | Δ 110°

3 W PF>0.5 Ø 90×20mm \varnothing 70mm 2021001 DIP CCT3000K/4000K/6000K 240lm	6 W PF>0.5 Ø 120×20mm \varnothing 100mm 2021001 DIP CCT3000K/4000K/6000K 480lm	12 W PF>0.5 Ø 170×20mm \varnothing 150mm 2021001 DIP CCT3000K/4000K/6000K 960lm	18 W PF>0.5 Ø 225×20mm \varnothing 205mm 2021001 DIP CCT3000K/4000K/6000K 1440lm
24 W PF>0.5 Ø 300×20mm \varnothing 280mm 2021001 3000K 1920lm DIP CCT3000K/4000K/6000K 1920lm			

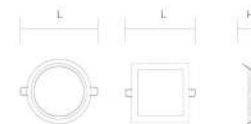
100-240V | Non isolated | Recessed | Square | Δ 110°

3 W PF>0.5 □ 90×20mm \varnothing 70mm 2021001 DIP CCT3000K/4000K/6000K 240lm	6 W PF>0.5 □ 120×20mm \varnothing 100mm 2021001 DIP CCT3000K/4000K/6000K 480lm	12 W PF>0.5 □ 170×20mm \varnothing 150mm 2021001 DIP CCT3000K/4000K/6000K 960lm	18 W PF>0.5 □ 225×20mm \varnothing 205mm 2021001 DIP CCT3000K/4000K/6000K 1440lm
24 W PF>0.5 □ 300×20mm \varnothing 280mm 2021001 DIP CCT3000K/4000K/6000K 1920lm			

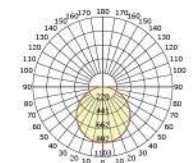
Installation



Dimensional drawing



Luminous Intensity Distribution



Intego Classic DIP CCT Aluminium





Intego Classic DIP CCT Surface mounted

100-240V Non isolated Surface mounted Round A 110°

6 W PF>0.5 Ø 120x28mm 2021001 DIP CCT3000K/4000K/6000K 480lm	12 W PF>0.5 Ø 170x28mm 2021001 DIP CCT3000K/4000K/6000K 960lm	18 W PF>0.5 Ø 225x28mm 2021001 DIP CCT3000K/4000K/6000K 1440lm	24 W PF>0.5 Ø 300x28mm 2021001 1920lm
--	---	--	--

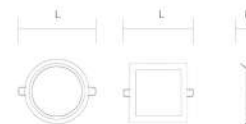
100-240V Non isolated Surface mounted Square A 110°

3 W PF>0.5 □ 120x120x28mm 2021001 DIP CCT3000K/4000K/6000K 480lm	6 W PF>0.5 □ 170x170x28mm 2021001 DIP CCT3000K/4000K/6000K 960lm	12 W PF>0.5 □ 225x225x28mm 2021001 DIP CCT3000K/4000K/6000K 1440lm	18 W PF>0.5 □ 300x300x28mm 2021001 DIP CCT3000K/4000K/6000K 1920lm
--	--	--	--

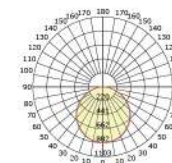
Installation



Dimensional drawing



Luminous Intensity Distribution



Intego Classic DIP CCT Aluminium





Intego Techno PP DIP CCT Recessed

220-240V DOB Recessed Round $\Delta 110^\circ$

6 W PF>0.5 Ø 120x28mm \varnothing 100mm 2021001 DIP CCT3000K/4000K/6000K 480lm	9 W PF>0.5 Ø 150x28mm \varnothing 125mm 2021001 DIP CCT3000K/4000K/6000K 720lm	12 W PF>0.5 Ø 170x28mm \varnothing 150mm 2021001 DIP CCT3000K/4000K/6000K 1200lm	18 W PF>0.5 Ø 220x28mm \varnothing 200mm 2021001 DIP CCT3000K/4000K/6000K 1440lm
--	--	--	--

24 W PF>0.5 Ø 300x28mm \varnothing 275mm 2021001 3000K 1920lm DIP CCT3000K/4000K/6000K 1920lm

220-240V DOB Recessed Square $\Delta 110^\circ$

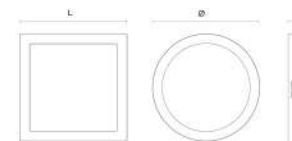
6 W PF>0.5 □ 120x28mm \varnothing 100mm 2021001 DIP CCT3000K/4000K/6000K 480lm	9 W PF>0.5 □ 150x28mm \varnothing 125mm 2021001 DIP CCT3000K/4000K/6000K 720lm	12 W PF>0.5 □ 170x28mm \varnothing 150mm 2021001 DIP CCT3000K/4000K/6000K 1200lm	18 W PF>0.5 □ 220x28mm \varnothing 200mm 2021001 DIP CCT3000K/4000K/6000K 1440lm
--	--	--	--

24 W PF>0.5 □ 300x28mm \varnothing 275mm 2021001 DIP CCT3000K/4000K/6000K 1920lm
--

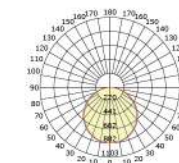
Installation



Dimensional drawing



Luminous Intensity Distribution



Intego Techno DIP CCT

PP



Intego Techno PP DIP CCT Surface mounted

220-240V DOB Recessed Round $\Delta 110^\circ$

9 W PF>0.5
 $\varnothing 150 \times 28 \text{mm}$

2021001
 DIP CCT3000K/4000K/6000K
 720lm

12 W PF>0.5
 $\varnothing 170 \times 28 \text{mm}$

2021001
 DIP CCT3000K/4000K/6000K
 1200lm

18 W PF>0.5
 $\varnothing 220 \times 28 \text{mm}$

2021001
 DIP CCT3000K/4000K/6000K
 1440lm

24 W PF>0.5
 $\varnothing 300 \times 28 \text{mm}$

2021001
 DIP CCT3000K/4000K/6000K
 1920lm

220-240V DOB Recessed Square $\Delta 110^\circ$

9 W PF>0.5
 $\square 150 \times 28 \text{mm}$

2021001
 DIP CCT3000K/4000K/6000K
 720lm

12 W PF>0.5
 $\square 170 \times 28 \text{mm}$

2021001
 DIP CCT3000K/4000K/6000K
 1200lm

18 W PF>0.5
 $\square 220 \times 28 \text{mm}$

2021001
 DIP CCT3000K/4000K/6000K
 1440lm

24 W PF>0.5
 $\square 300 \times 28 \text{mm}$

2021001
 DIP CCT3000K/4000K/6000K
 1920lm

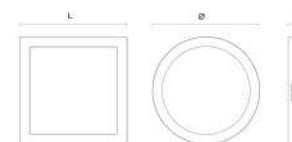
Intego Techno DIP CCT

PP

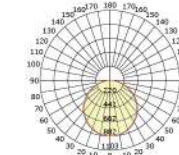
Installation



Dimensional drawing



Luminous Intensity Distribution



Marvel COB



Marvel COB Basic
Non isolated
Super Slim

Marvel COB
Isolated
Super Slim

Marvel COB DIP CCT
3000K/4000K/
6400K
By Dip Switch
Super Slim



Marvel COB RGB
Super Slim
Zigbee/Wi-Fi/Bluetooth



Marvel COB IP65
IP65 Isolated



Marvel Pro COB
Up to 80W
Isolated
Anti-Glare



Marvel Pro COB Anti-Glare
Optics optional
15°/24°/36°/60°/70°/90°
Reflective cup color optional



Marvel COB
Non isolated
Surface mounted

Dura Core Z²
Up to 50W
Anti-Glare 110°



5 YEARS WARRANTY



Marvel COB Basic

Non-isolated Aluminium $\angle 60^\circ$

10 W DF>0.7
 Ø 120×42mm \hookrightarrow 100mm
 2042061 3000K 780lm
 2042062 4000K 800lm
 2042063 6400K 820lm

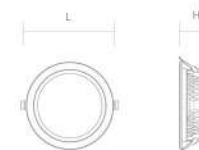
15 W DF>0.7
 Ø 165×53mm \hookrightarrow 145mm
 2042071 3000K 1300lm
 2042072 4000K 1330lm
 2042073 6400K 1350lm

30 W DF>0.9
 Ø 223×57mm \hookrightarrow 200mm
 2042081 3000K 2650lm
 2042082 4000K 2700lm
 2042083 6400K 2800lm

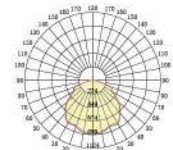
Installation



Dimensional drawing



Luminous Intensity Distribution



Marvel COB Basic
Aluminium



5 YEARS WARRANTY



Marvel COB

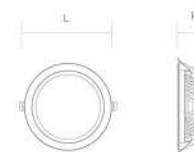
Isolated Aluminium $\Delta 60^\circ$

7 W DF>0.5 Ø 90×42mm \varnothing 70mm	10 W DF>0.7 Ø 120×42mm \varnothing 100mm	15 W DF>0.7 Ø 165×53mm \varnothing 145mm	30 W DF>0.9 Ø 223×57mm \varnothing 200mm
2041161 3000K 660lm	2041171 3000K 930lm	2041191 3000K 1500lm	2041241 3000K 3000lm
2041162 4000K 670lm	2041172 4000K 950lm	2046152 4000K 1550lm	2041242 4000K 3050lm
2041163 6400K 680lm	2041173 6400K 1000lm	2046153 6400K 1600lm	2041243 6400K 3100lm

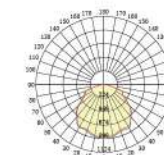
Installation



Dimensional drawing



Luminous Intensity Distribution



Marvel COB
Aluminium

5 YEARS WARRANTY



Marvel COB Basic DIP CCT



Non-isolated Aluminium $\angle 60^\circ$

10 W 800lm DF>0.7
 Ø 120×42mm \varnothing 100mm
 2040305 3000K/6400K/4000K

15 W 1200lm DF>0.7
 Ø 165×53mm \varnothing 145mm
 2040315 3000K/6400K/4000K

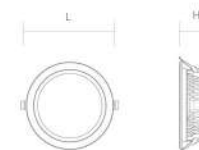
30 W 2400lm DF>0.9
 Ø 223×57mm \varnothing 200mm
 2040325 3000K/6400K/4000K

Marvel COB Basic DIP CCT Aluminium

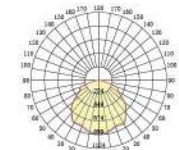
Installation



Dimensional drawing



Luminous Intensity Distribution





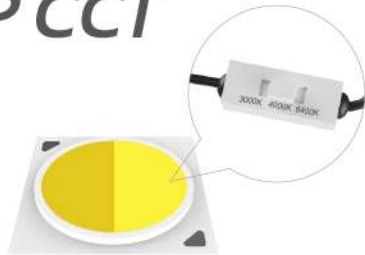
Marvel COB DIP CCT

10W/15W/30W

φ100mm/φ145mm/φ200mm

3000K/4000K/6400K

By Dip Switch



66%
Reduce inventory

Various driver solution



Intelligent Driver
Zigbee/Wi-Fi/Bluetooth 



Remote Control Driver
CCT/Dimmable/Group control



Die-cast Aluminum

High quality and high density die-cast aluminum
Excellent heat dissipation performance

Smart control optional



Bluetooth



Wi-Fi



Zigbee



Music mode



Color mode



Scene mode

Smart Voice Control 

compatible with  amazon alexa

compatible with  Google Assistant

Smart Control 




ANDROID APP ON  Google play

Download on the  App Store



5 YEARS WARRANTY



HEAT DISPATION



IP65

Marvel COB IP65

IP65 Isolated COB

<p>7 W PF Ø 95x42mm \varnothing 75mm 2046001 3000K 560lm 2046002 4000K 560lm 2046003 6400K 560lm</p>	<p>12 W Ø 115x47mm \varnothing 100mm 2046021 3000K 960lm 2046022 4000K 960lm 2046023 6400K 960lm</p>	<p>18 W Ø 135x57mm \varnothing 115mm 2046031 3000K 1440lm 2046032 4000K 1440lm 2046033 6400K 1440lm</p>	<p>25 W Ø 165x65mm \varnothing 140mm 2046041 3000K 2000lm 2046042 4000K 2000lm 2046043 6400K 2000lm</p>
<p>30 W Ø 195x72mm \varnothing 165mm 2046051 3000K 2400lm 2046052 4000K 2400lm 2046053 6400K 2400lm</p>	<p>40 W Ø 225x82mm \varnothing 200mm 2046061 3000K 3200lm 2046062 4000K 3200lm 2046063 6400K 3200lm</p>		



Marvel COB IP65



Marvel SMD IP65



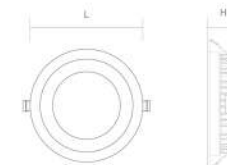
IP65 Isolated

Marvel COB IP65 Aluminium

Installation



Dimensional drawing





Marvel Pro COB Aluminium

TECHTOUCH

5 YEARS WARRANTY



Marvel Pro COB

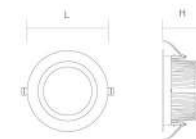
Isolated Anti-Glare Aluminium $\angle 45^\circ$

9 W DF>0.5 $\varnothing 95 \times 50 \text{mm}$ $\varnothing 75 \text{mm}$ 2040161 3000K 650lm 2040162 4000K 680lm 2040163 6400K 700lm	15 W DF>0.7 $\varnothing 115 \times 60 \text{mm}$ $\varnothing 95 \text{mm}$ 2040191 3000K 1150lm 2040192 4000K 1200lm 2040193 6400K 1300lm	20 W DF>0.7 $\varnothing 165 \times 90 \text{mm}$ $\varnothing 140 \text{mm}$ 2040201 3000K 1700lm 2040202 4000K 1750lm 2040203 6400K 1800lm	30 W DF>0.9 $\varnothing 230 \times 87 \text{mm}$ $\varnothing 200 \text{mm}$ 2040221 3000K 2700lm 2040222 4000K 2800lm 2040223 6400K 2900lm
40 W DF>0.9 $\varnothing 230 \times 87 \text{mm}$ $\varnothing 200 \text{mm}$ 2040241 3000K 3600lm 2040242 4000K 3700lm 2040243 6400K 3800lm	60 W DF>0.9 $\varnothing 230 \times 125 \text{mm}$ $\varnothing 200 \text{mm}$ 2040281 3000K 4700lm 2040282 4000K 4800lm 2040283 6400K 4900lm	80 W DF>0.9 $\varnothing 230 \times 125 \text{mm}$ $\varnothing 200 \text{mm}$ 2040291 3000K 6600lm 2040292 4000K 6700lm 2040293 6400K 6800lm	

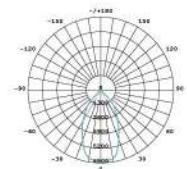
Installation



Dimensional drawing



Luminous Intensity Distribution





5
Years
Warranty

1.5KV
Surge Protection

3KV
Pressure Resistance

Marvel COB Pro

Up to 80W

100V-240V CB Driver



Anti-Glare

Power options

Watt	Size	Hole Size
9W	∅ 95x50 mm	∅ 75 mm
15W	∅ 115x60 mm	∅ 95 mm
20W	∅ 165x90 mm	∅ 140 mm
30W 40W	∅ 230x87 mm	∅ 200 mm
60W 80W	∅ 230x150 mm	∅ 200 mm

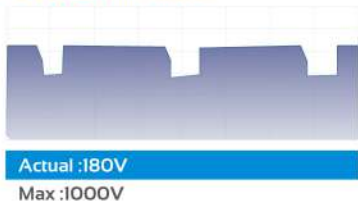


Die-cast Aluminum

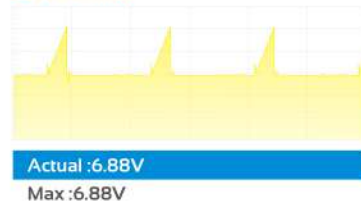
High quality and high density die-cast aluminum
Excellent heat dissipation performance

Stress Test - Key components

MOS VDS Pressure test



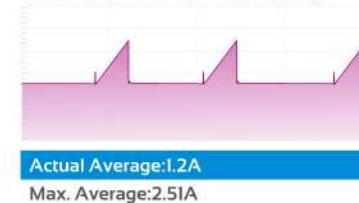
CS resistance



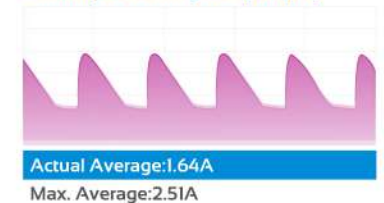
Diode withstand voltage test



Electrolytic Derating Test (Output)









Electrolytic Derating Test (Output)





Marvel Pro COB

Product comparison	Height	Weight	Watt	Driver
 <p>Marvel Pro COB</p>	 <p>30W 87mm</p> <p>Anti-glare*</p>	<p>30W Shell weight</p> <p>1247g</p>	<p>Cutoff \varnothing200mm</p> <p>30W 40W 60W 80W</p> <p>More power options</p>	<p>9W-80W Plastic case driver</p> 
 <p>Marvel COB</p>	 <p>30W 57mm</p>	<p>30W Shell weight</p> <p>339g</p>	<p>Cutoff \varnothing200mm</p> <p>30W</p>	<p>7W-30W Plastic case driver</p> 



Marvel Pro COB Anti-Glare Aluminium

TECHTOUCH



5 YEARS WARRANTY



HEAT DISPATION



ANTI-GLARE

Marvel Pro COB Anti-Glare

Isolated UGR<16

9 W Ø 95×42mm ⌀ 75mm	12 W Ø 115×47mm ⌀ 100mm	15 W Ø 135×57mm ⌀ 115mm	20 W Ø 165×65mm ⌀ 140mm
2044001 3000K 720lm	2044021 3000K 960lm	2044031 3000K 1200lm	2044041 3000K 1600lm
2044002 4000K 720lm	2044022 4000K 960lm	2044032 4000K 1200lm	2044042 4000K 1600lm
2044003 6400K 720lm	2044023 6400K 960lm	2044033 6400K 1200lm	2044043 6400K 1600lm
25 W Ø 195×72mm ⌀ 165mm	36 W Ø 225×82mm ⌀ 200mm		
2044051 3000K 2000lm	2044061 3000K 2880lm		
2044052 4000K 2000lm	2044062 4000K 2880lm		
2044053 6400K 2000lm	2044063 6400K 2880lm		

Optics optional



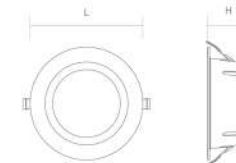
Reflective cup color optional



Installation



Dimensional drawing



5 YEARS WARRANTY



Marvel COB Surface mounted

Non-isolated Surface mounted Aluminium $\Delta 90^\circ$

15 W DF>0.7 Ø 175x40mm	30 W DF>0.9 Ø 225x40mm
2042021 3000K 1130lm	2042031 3000K 2400lm
2042022 4000K 1150lm	2042032 4000K 2450lm
2042023 6400K 1200lm	2042033 6400K 2500lm

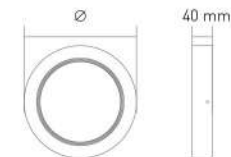


Marvel COB Surface mounted
Aluminium


Installation



Dimensional drawing



Luminous Intensity Distribution





MegaX

Isolated SMD Round Δ 110°

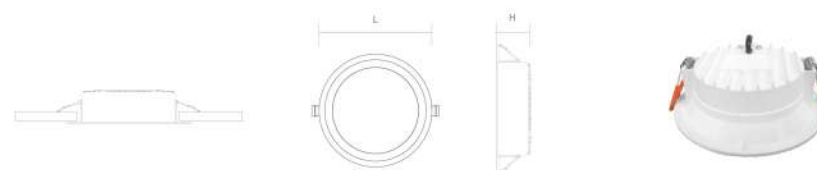
15 W Ø 90×40mm \varnothing 75mm	20 W Ø 120×40mm \varnothing 95mm	24 W Ø 145×40mm \varnothing 125mm	30 W Ø 175×40mm \varnothing 155mm
2045111 3000K 1500lm	2045211 3000K 2000lm	2045311 3000K 2400lm	2045411 3000K 3000lm
2045112 4000K 1500lm	2045212 4000K 2000lm	2045312 4000K 2400lm	2045412 4000K 3000lm
2045113 6400K 1500lm	2045213 6400K 2000lm	2045313 6400K 2400lm	2045413 6400K 3000lm
50 W Ø 225×40mm \varnothing 200mm			
2045511 3000K 5000lm			
2045512 4000K 5000lm			
2045513 6400K 5000lm			

Isolated SMD Round Δ 110°

15 W 90×90×40mm \varnothing 75mm	24 W 140×140×40mm \varnothing 125mm	30 W 175×175×40mm \varnothing 155mm	50 W 220×220×40mm \varnothing 200mm
2045121 3000K 1500lm	2045221 3000K 2400lm	2045321 3000K 3000lm	2045421 3000K 5000lm
2045122 4000K 1500lm	2045222 4000K 2400lm	2045322 4000K 3000lm	2045422 4000K 5000lm
2045123 6400K 1500lm	2045223 6400K 2400lm	2045323 6400K 3000lm	2045423 6400K 5000lm

Installation

Dimensional drawing



MegaX
Aluminium



Surf LED



Surf Classic LED



12W	80lm/W	φ260*80mm
18W	80lm/W	φ335*85mm
24W	80lm/W	φ380*100mm

Motion Sensor

Sensor Distances 8m



Surf Classic LED Music

Bluetooth



Surf Modern LED



CCT



Motion Sensor

Sensor Distances 8m

CB 

CE

DIP CCT

Up to 180 lm/W

-  3000K
-  6000K
-  4000K



Surf Classic LED
Metal



Surf Classic LED

Round PF>0.5

12 W 960 lm
2050031 3000 K
2050032 4000 K
2050033 6400 K
ø260×80mm

Round PF>0.5

18 W 1440 lm
2050041 3000 K
2050042 4000 K
2050043 6400 K
ø335×85mm

Round PF>0.5

24 W 1920 lm
2050051 3000 K
2050052 4000 K
2050053 6400 K
ø380×100mm

Installation



Special Cover: Optional cover based on request



Starlight



5 YEARS WARRANTY

360° MICROWAVE SENSOR

8m SENSOR DISTANCE

Surf Classic LED Motion Sensor

Round Motion Sensor PF>0.5

12 W 960 lm
2050271 3000 K
2050272 4000 K
2050273 6400 K
ø260x80mm

Round Motion Sensor PF>0.5

18 W 1440 lm
2050281 3000 K
2050282 4000 K
2050283 6400 K
ø335x85mm

Round Motion Sensor PF>0.5

24 W 1920 lm
2050291 3000 K
2050292 4000 K
2050293 6400 K
ø380x100mm

Installation



Special Cover: Optional cover based on request



Starlight



5 YEARS WARRANTY

BLUETOOTH

Surf Classic LED Music

Round Music PF>0.5

18 W 1260 lm
2052511 3000 K
2052512 4000 K
2052513 6400 K
ø335x80mm

Round Music PF>0.5

24 W 1700 lm
2052521 3000 K
2052522 4000 K
2052523 6400 K
ø380x100mm



Installation





Surf Modern LED
Metal



Surf Modern LED DIP CCT


Round	CCT	Diffusor	Without Diffusor	Round	CCT	Diffusor	Without Diffusor	Round	CCT	Diffusor	Without Diffusor
3000 K	12W	960 lm	1560 lm	3000 K	18W	1440 lm	2340 lm	3000 K	24W	1920 lm	3120 lm
4000 K	12W	1200 lm	1800 lm	4000 K	18W	1800 lm	2700 lm	4000 K	24W	2400 lm	3600 lm
6000 K	12W	960 lm	1560 lm	6000 K	18W	1440 lm	2340 lm	6000 K	24W	1920 lm	3120 lm
2055001		ø260×60 mm		2055011		ø335×60 mm		2055021		ø380×60 mm	

Round	CCT	Diffusor	Without Diffusor	Round	CCT	Diffusor	Without Diffusor	Round	CCT	Diffusor	Without Diffusor
3000 K	12W	1080 lm	1800 lm	3000 K	18W	1620 lm	2700 lm	3000 K	24W	2160 lm	3600 lm
4000 K	12W	1320 lm	2160 lm	4000 K	18W	1980 lm	3240 lm	4000 K	24W	2640 lm	4320 lm
6000 K	12W	1080 lm	1800 lm	6000 K	18W	1620 lm	2700 lm	6000 K	24W	2160 lm	3600 lm
2055061		ø260×60 mm		2055071		ø335×60 mm		2055081		ø380×60 mm	

Installation

Special Cover: Optional cover based on request

CCT



Wave Startlight



Diamond Startlight



3000K 6000K 4000K





Surf Modern LED

Metal



Surf Modern LED

Round PF>0.5

12 W 960 lm PF>0.5
 2053101 3000 K
 2053102 4000 K
 2053103 6400 K
 ø260×60 mm

Round PF>0.5

18 W 1440 lm PF>0.5
 2053111 3000 K
 2053112 4000 K
 2053113 6400 K
 ø335×60 mm

Round PF>0.5

24 W 1920 lm PF>0.5
 2053121 3000 K
 2053122 4000 K
 2053123 6400 K
 ø380×60 mm

Installation

Special Cover: Optional cover based on request



Wave Starlight



Diamond Starlight

5 YEARS WARRANTY

5 YEARS WARRANTY



Surf Modern LED CCT

Surf Modern LED Motion Sensor

Round CCT PF>0.5

3000 K	12W	960 lm
4000 K	12W+12W	1920 lm
6400 K	12W	960 lm
2053556	ø335×60 mm	

Round CCT PF>0.5

3000 K	18W	1440 lm
4000 K	18W+18W	2880 lm
6400 K	18W	1440 lm
2053566	ø380×60 mm	

Round CCT PF>0.5

24W	3000 K	1920 lm
24W+24W	4000 K	3840 lm
24W	6400 K	1920 lm
2053576	ø480×60 mm	

Round PF>0.5

12 W	960 lm	PF>0.5
2053521	3000 K	
2053522	4000 K	
2053523	6400 K	
2053524	ø260×60 mm	

Round PF>0.5

18 W	1440 lm	PF>0.5
2053531	3000 K	
2053532	4000 K	
2053533	6400 K	
2053534	ø335×60 mm	

Round PF>0.5

24 W	1920 lm	PF>0.5
2053541	3000 K	
2053542	4000 K	
2053543	6400 K	
2053544	ø380×60 mm	

Round CCT PF>0.5

36W	3000 K	2880 lm
36W+36W	4000 K	5760 lm
36W	6400 K	2880 lm
2053586	ø550×60 mm	



Installation

Special Cover: Optional cover based on request



Wave Starlight

Diamond Starlight

Installation

Special Cover: Optional cover based on request



Wave Starlight

Diamond Starlight



Surf Modern LED CB

Round PF>0.5

12 W 960 lm DF>0.5
 2053461 3000 K
 2053462 4000 K
 2053463 6400 K
 ø260×60 mm

Round PF>0.5

18 W 1440 lm DF>0.7
 2053471 3000 K
 2053472 4000 K
 2053473 6400 K
 ø335×60 mm

Round PF>0.5

24 W 1920 lm DF>0.9
 2053481 3000 K
 2053482 4000 K
 2053453 6400 K
 ø380×60 mm

Surf Modern LED CB

Metal

Installation

Special Cover: Optional cover based on request



Wave Starlight

Diamond Starlight



Surf Modern LED

Round PF>0.5

12 W 1200 lm DF>0.7
 2053491 3000 K
 2053492 4000 K
 2053493 6400 K
 ø260×60 mm

Round PF>0.5

18 W 1850 lm DF>0.7
 2053501 3000 K
 2053502 4000 K
 2053503 6400 K
 ø335×60 mm

Round PF>0.5

24 W 2500 lm DF>0.9
 2053511 3000 K
 2053512 4000 K
 2053513 6400 K
 ø380×60 mm

Round PF>0.5

36 W 3850 lm DF>0.7
 2053581 3000 K
 2053582 4000 K
 2053583 6400 K
 ø480×60 mm

Round PF>0.5

48 W 5200 lm DF>0.9
 2053591 3000 K
 2053592 4000 K
 2053593 6400 K
 ø550×60 mm

Round PF>0.5

60 W 6500 lm DF>0.9
 2053601 3000 K
 2053602 4000 K
 2053603 6400 K
 ø550×60 mm

Installation

Special Cover: Optional cover based on request



Wave Starlight

Diamond Starlight

Surf Modern LED

Metal

TECHTOUCH

LineX T5



LineX T5 Round
0.3m/0.6m/0.9m/1.2m/1.5m
6W/10W/15W/18W/20W



LineX T5 Round With Switch ON/OFF
0.3m/0.6m/0.9m/1.2m/1.5m
6W/10W/15W/18W/20W



LineX T5 Square
0.3m/0.6m/0.9m/1.2m/1.5m
6W/10W/15W/18W/20W



LineX T5 Square With Switch ON/OFF
0.3m/0.6m/0.9m/1.2m/1.5m
6W/10W/15W/18W/20W

5 YEARS WARRANTY

IP20



LineX T5 Round

PC+PC | 130° | PF>0.5 | 100-240V

0.3m 6W 480lm	0.6m 10W 800lm	0.9m 15W 1200lm	1.2m 18W 1440lm	1.5m 20W 1600lm
2074051 3000 K	2074061 3000 K	2074071 3000 K	2074081 3000 K	2074091 3000 K
2074052 4000 K	2074062 4000 K	2074072 4000 K	2074082 4000 K	2074092 4000 K
2074053 6400 K	2074063 6400 K	2074073 6400 K	2074083 6400 K	2074093 6400 K



LineX T5
Round



5 YEARS WARRANTY

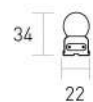
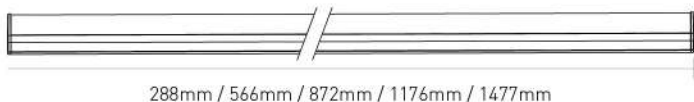
IP20



LineX T5 Round With Switch ON/OFF

PC+PC 130° PF>0.9 With Switch 100-240V

0.3m 6 W 480 lm	0.6m 10 W 800 lm	0.9m 15 W 1200 lm	1.2m 18 W 1440 lm	1.5m 20 W 1600 lm
2074101 3000 K	2074111 3000 K	2074121 3000 K	2074131 3000 K	2074141 3000 K
2074102 4000 K	2074112 4000 K	2074122 4000 K	2074132 4000 K	2074142 4000 K
2074103 6400 K	2074113 6400 K	2074123 6400 K	2074133 6400 K	2074143 6400 K



Accessories

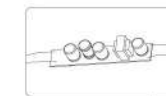
Optional
PVC+PC
PC+PC



Optional
Switch



Double Capacitors
Protect Led Chips



Linkable



Installation accessories



Plug cord



Optional accessories based on request



Optional accessories based on request

5 YEARS WARRANTY

IP20



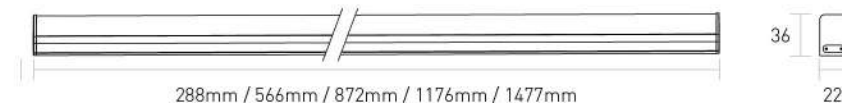
LineX T5
Square



LineX T5 Square

PC+PC 130° PF>0.5 100-240V

0.3m 6 W 480 lm	0.6m 10 W 800 lm	0.9m 15 W 1200 lm	1.2m 18 W 1440 lm	1.5m 20 W 1600 lm
2074201 3000 K	2074211 3000 K	2074221 3000 K	2074231 3000 K	2074241 3000 K
2074202 4000 K	2074212 4000 K	2074222 4000 K	2074232 4000 K	2074242 4000 K
2074203 6400 K	2074213 6400 K	2074223 6400 K	2074233 6400 K	2074243 6400 K



5 YEARS WARRANTY

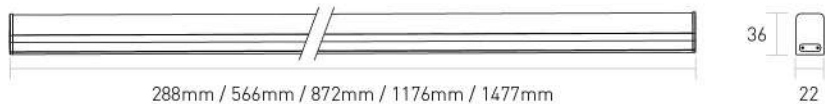
IP20



LineX T5 Square With Switch ON/OFF

PC+PC | 130° | PF>0.9 | With Switch | 100-240V

0.3m 6 W 480 lm	0.6m 10 W 800 lm	0.9m 15 W 1200 lm	1.2m 18 W 1440 lm	1.5m 20 W 1600 lm
2074251 3000 K	2074261 3000 K	2074271 3000 K	2074281 3000 K	2074291 3000 K
2074252 4000 K	2074262 4000 K	2074272 4000 K	2074282 4000 K	2074292 4000 K
2074253 6400 K	2074263 6400 K	2074273 6400 K	2074283 6400 K	2074293 6400 K



Accessories

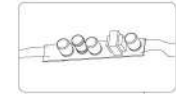
Optional
PVC+PC
PC+PC



Optional
Switch



Double Capacitors
Protect Led Chips



Linkable



Installation accessories




Plug cord



Optional accessories based on request



Optional accessories based on request



LineX Batten T8



LineX Batten
Single/Double
0.6m/0.9m/1.2m/1.5m



LineX Batten Reflector
Single/Double
0.6m/0.9m/1.2m



LineX Batten Compact Ultra
Single/Double
0.6m/0.9m/1.2m/1.5m



LineX Batten Compact Ultra Reflector
Single/Double
0.6m/0.9m/1.2m/1.5m



LineX Batten



LineX Batten

Single-end T8 tube

610×31×14mm	920×31×14mm	1220×31×14mm	1520×31×14mm
2090068 0.6m T8 Tubex1	2090078 0.9m T8 Tubex1	2090088 1.2m T8 Tubex1	2090098 1.5m T8 Tubex1
2090108 0.6m T8 Tubex2	2090118 0.9m T8 Tubex2	2090128 1.2m T8 Tubex2	2090138 1.5m T8 Tubex2

Double-end T8 tube

610×31×14mm	920×31×14mm	1220×31×14mm	1520×31×14mm
2090148 0.6m T8 Tubex1	2090158 0.9m T8 Tubex1	2090168 1.2m T8 Tubex1	2090178 1.5m T8 Tubex1
2090188 0.6m T8 Tubex2	2090198 0.9m T8 Tubex2	2090208 1.2m T8 Tubex2	2090218 1.5m T8 Tubex2

Dimensional drawing





LineX Batten T8x1



LineX Batten T8x2



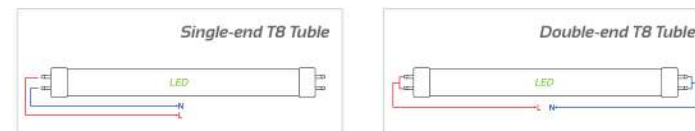
LineX Batten Reflector



T8x1

T8x2

LED T8 Schematic



LineX Batten Reflector

Single-end T8 tube

610x125x28mm	920x125x28mm	1220x125x28mm
2090228 0.6m T8 Tubex1	2090238 0.9m T8 Tubex1	2090248 1.2m T8 Tubex1
2090258 0.6m T8 Tubex2	2090268 0.9m T8 Tubex2	2090278 1.2m T8 Tubex2

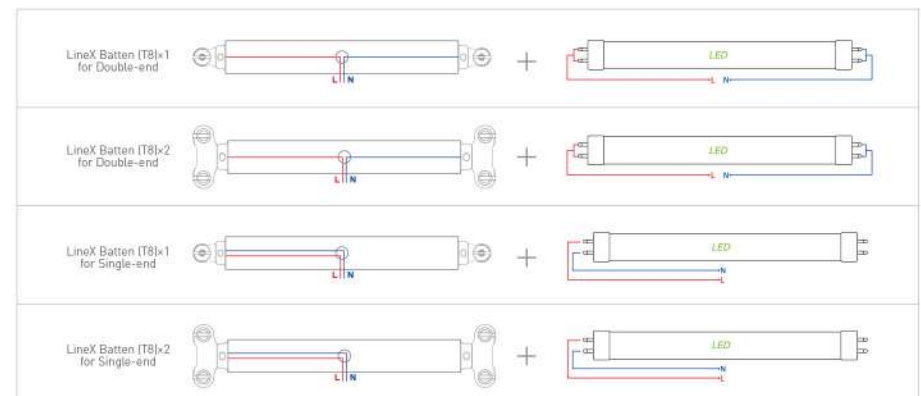
Double-end T8 tube

610x125x28mm	920x125x28mm	1220x125x28mm
2090288 0.6m T8 Tubex1	2090298 0.9m T8 Tubex1	2090308 1.2m T8 Tubex1
2090318 0.6m T8 Tubex2	2090328 0.9m T8 Tubex2	2090338 1.2m T8 Tubex2

Dimensional drawing



LineX Batten (T8) Schematic





LineX Batten Compact Ultra

Single-end T8 tube

620×50×32mm	930×50×32mm	1230×50×32mm
2090728 0.6m T8 Tubex1	2090738 0.9m T8 Tubex1	2090748 1.2m T8 Tubex1
2090758 0.6m T8 Tubex2	2090768 0.9m T8 Tubex2	2090778 1.2m T8 Tubex2

Double-end T8 tube

620×50×32mm	930×50×32mm	1230×50×32mm
2090788 0.6m T8 Tubex1	2090798 0.9m T8 Tubex1	2090808 1.2m T8 Tubex1
2090818 0.6m T8 Tubex2	2090828 0.9m T8 Tubex2	2090838 1.2m T8 Tubex2

Dimensional drawing



LineX Batten Compact Ultra



LineX Batten Compact Ultra Reflector

Single-end T8 tube

620x120x60mm	930x120x60mm	1230x120x60mm
2090848 0.6m T8 Tubex1	2090858 0.9m T8 Tubex1	2090868 1.2m T8 Tubex1
2090878 0.6m T8 Tubex2	2090888 0.9m T8 Tubex2	2090898 1.2m T8 Tubex2

Double-end T8 tube

620x120x60mm	930x120x60mm	1230x120x60mm
2090908 0.6m T8 Tubex1	2090918 0.9m T8 Tubex1	2090928 1.2m T8 Tubex1
2090938 0.6m T8 Tubex2	2090948 0.9m T8 Tubex2	2090958 1.2m T8 Tubex2

Dimensional drawing



LineX Batten Compact Ultra T8x1



LineX Batten Compact Ultra T8x2



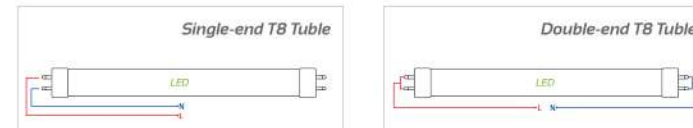
LineX Batten Compact Ultra Reflector T8x1



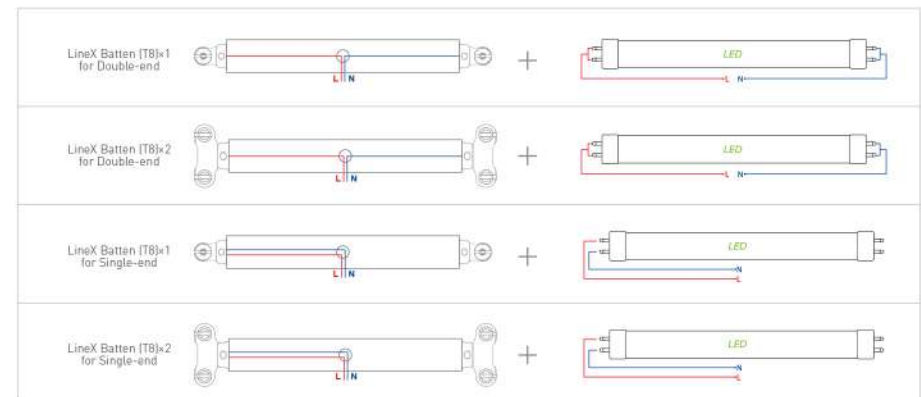
LineX Batten Compact Ultra Reflector T8x2



LED T8 Schematic



LineX Batten (T8) Schematic





Batten X²



Batten X² LED
75mm
18W/36W/50W

Batten X² LED Pro
75mm
18W/36W/50W



Batten X² LED Pro
Square
75mm
30W/60W/80W

Batten X² LED Pro
Square
100mm
48W/80W/100W

5 YEARS WARRANTY

IP20



Batten X² LED 75mm

Metal PC Diffuser 2-LED aluminum strip PF 0.5 220-240V

18 W 1440 lm PF 0.5
 2092101 3000 K
 2092102 4000 K
 2092103 6400 K
 600x75x25mm

36 W 2880 lm PF 0.5
 2092111 3000 K
 2092112 4000 K
 2092113 6400 K
 1200x75x25mm

60 W 4800 lm PF 0.5
 2092121 3000 K
 2092122 4000 K
 2092123 6400 K
 1500x75x25mm

Installation



Accessories

Batten X² LED



5 YEARS WARRANTY

IP20



Batten X² LED Pro 75mm

Aluminum PC Diffuser 2-LED aluminum strip PF 0.5 220-240V

18W 1440 lm PF 0.5
 2092191 3000 K
 2092192 4000 K
 2092193 6400 K
 600x75x25mm

36 W 2880 lm PF 0.5
 2092201 3000 K
 2092202 4000 K
 2092203 6400 K
 1200x75x25mm

60 W 4800lm PF 0.5
 2092211 3000 K
 2092212 4000 K
 2092213 6400 K
 1500x75x25mm

Installation



Accessories

Batten X² LED



5 YEARS WARRANTY

IP20



Optional Prisma Diffuser



Batten X² LED Pro Square 75mm

Aluminum PC Diffuser 3xLED aluminum strip PF 0.5 220-240V

30 W 2400 lm PF 0.5

2095041 3000 K

2095042 4000 K

2095043 6400 K

600x75x25mm

60 W 4800 lm PF 0.5

2095051 3000 K

2095052 4000 K

2095053 6400 K

1200x75x25mm

80 W 6400 lm PF 0.5

2095061 3000 K

2095062 4000 K

2095063 6400 K

1500x75x25mm

Installation



Accessories

Batten X² LED Square



5 YEARS WARRANTY

IP20



Optional Prisma Diffuser



Batten X² LED Pro Square 100mm

Aluminum PC Diffuser 4xLED aluminum strip PF 0.5 220-240V

48 W 3840 lm PF 0.5

2096041 3000 K

2096042 4000 K

2096043 6400 K

600x100x25mm

80 W 6400 lm PF 0.5

2096051 3000 K

2096052 4000 K

2096053 6400 K

1200x100x25mm

100 W 8000 lm PF 0.5

2096061 3000 K

2096062 4000 K

2096063 6400 K

1500x100x25mm

Installation



Accessories



Batten X² LED Square



LineX · office



LineX · office
Suspension



50×80 68×90



LineX · office
Recessed



65×35 95×35



LineX · office
360°



50×70 80×70 120×70



LineX · office
Plastic



50×40 70×40 100×40



CCT
Optional
3000K/4000K/6400K
By Dip Switch



LineX · office
UGR




38×80



LineX · office
Multi-power CCT



50×70 60×83



LineX · office Suspension

Aluminum 50x80 PF>0.9

L565mm 20 W 2000 lm
 2111131 3000 K
 2111132 4000 K
 2111133 6400 K

L1130mm 40 W 4000 lm
 2111141 3000 K
 2111142 4000 K
 2111143 6400 K

L2260mm 80 W 8000 lm
 2111151 3000 K
 2111152 4000 K
 2111153 6400 K

50x80



Aluminum 68x90 PF>0.9

L565mm 20 W 2000 lm
 2111161 3000 K
 2111162 4000 K
 2111163 6400 K


L1130mm 40 W 4000 lm
 2111171 3000 K
 2111172 4000 K
 2111173 6400 K

L2260mm 80 W 8000 lm
 2111181 3000 K
 2111182 4000 K
 2111183 6400 K

68x90



Optical hit optional



LineX · office Suspension Aluminium

Size



Suspension

Surface mounted





LineX · office Recessed
Aluminium



LineX · office Recessed

Recessed 65·35 Aluminium PF>0.9

L585mm 20 W 2000 lm
2111191 3000 K
2111192 4000 K
2111193 6400 K

L1144mm 40 W 4000 lm
2111201 3000 K
2111202 4000 K
2111203 6400 K

L2288mm 80 W 8000 lm
2111211 3000 K
2111212 4000 K
2111213 6400 K

65·35



Recessed 95·35 Aluminium PF>0.9

L585 mm 20 W 2000 lm
2111221 3000 K
2111222 4000 K
2111223 6400 K

L1144mm 40 W 4000 lm
2111231 3000 K
2111232 4000 K
2111233 6400 K

L2288mm 80 W 8000 lm
2111241 3000 K
2111242 4000 K
2111243 6400 K

95·35



65·35

95·35



585mm/1144mm/2288mm




65mm



95mm

5 YEARS WARRANTY



LineX · office 360°

Aluminum 50x70 PF>0.9

L580mm 12 W 1200 lm	L1175mm 24 W 2400 lm	L1475mm 36 W 3600 lm
2099001 3000 K	2099021 3000 K	2099031 3000 K
2099002 4000 K	2099022 4000 K	2099032 4000 K
2099003 6400 K	2099023 6400 K	2099033 6400 K

50x70



Aluminum 80x70 PF>0.9

L580mm 18 W 1800 lm	L1175mm 36 W 3600 lm	L1475mm 48 W 4800 lm
2099041 3000 K	2099061 3000 K	2099071 3000 K
2099042 4000 K	2099062 4000 K	2099072 4000 K
2099043 6400 K	2099063 6400 K	2099073 6400 K

80x70



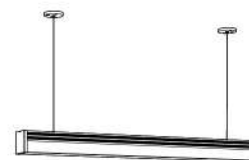
Aluminum 120x70 PF>0.9

L580mm 24 W 2400 lm	L1175mm 48 W 4800 lm	L1475mm 60 W 6000 lm
2099081 3000 K	2099101 3000 K	2099111 3000 K
2099082 4000 K	2099102 4000 K	2099112 4000 K
2099083 6400 K	2099103 6400 K	2099113 6400 K

120x70



Suspension



Linkable



Accessory



LineX · office 360°

Aluminium





LineX · office 360°

Aluminum

12W 18W 24W 100lm/W

Optional wired control CCT



360°

Five-sided lighting

ANTI GLARE COVER

Dual PFC Flickering free

Preferred LED light source

Optional parallel or series connection



uniform 360° illumination, no dark area

Optional(size)



50*70



80*70



120*70

Various installations

Suspension, surface mounting, cuttable



Linkable



Suspension



Surface Mounted




Accessories



We perform the following tests for every driver to ensure the quality and lifespan of drivers

Stress Test - Key components

CS resistance



Actual:200mV
Max:1.02V

Electrolytic Derating Test (enter)



Actual:255mA
Max:1.44A

MOS VDS Pressure test



Actual:264V
Max:700V

Diode withstand voltage test



Actual:5.41V
Max:212V


Electrolytic Derating Test (Output)



Actual:1.00A
Max:3.04A



LineX · office
Plastic



LineX · office Plastic

PVC+PS 50x40 PF>0.5

L600mm 12 W 960 lm
2099201 3000 K
2099202 4000 K
2099203 6400 K

L1200mm 24 W 1920 lm
2099211 3000 K
2099212 4000 K
2099213 6400 K

L2400mm 48 W 3840 lm
2099221 3000 K
2099222 4000 K
2099223 6400 K

50x40



PVC+PS 70x40 PF>0.5

L600mm 24 W 1920 lm
2099231 3000 K
2099232 4000 K
2099233 6400 K

L1200mm 36 W 2880 lm
2099241 3000 K
2099242 4000 K
2099243 6400 K

L2400mm 72 W 5760 lm
2099251 3000 K
2099252 4000 K
2099253 6400 K

70x40



PVC+PS 100x40 PF>0.5

L600mm 36 W 2880 lm
2099261 3000 K
2099262 4000 K
2099263 6400 K

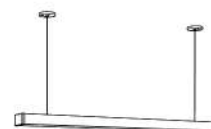
L1200mm 60 W 4800 lm
2099271 3000 K
2099272 4000 K
2099273 6400 K

L2400mm 80 W 6400 lm
2099281 3000 K
2099282 4000 K
2099283 6400 K

100x40



Suspension



Surface mounted



Linkable





TECHTOUCH

LineX · office Plastic

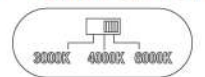
12W 24W 36W 80lm/W

CCT Controller Optional

External DIP CCT



Built-in DIP CCT



Buck non-isolated driver



KIWI-IC

Choose branded



Magnetic Core-pc40

Pure Copper Wire Wrapped Transformer



130°C/8000hrs

high temperature resistance electrolytic capacitors

Various installations

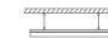
Suspension, surface mounting, cuttable



Linkable



Suspension



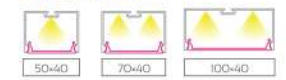
White or black appearance



Surface Mounted



Optional(size)



50x40

70x40

100x40



LineX · office UGR

Aluminium 38x80 RA90

L600mm 20 W 1400 lm
Black/White/Silver

2118011 3000 K
2118012 4000 K
2118013 6400 K

L1196mm 40 W 2800 lm
Black/White/Silver

2118021 3000 K
2118022 4000 K
2118023 6400 K

L1500mm 50 W 3500 lm
Black/White/Silver

2118031 3000 K
2118032 4000 K
2118033 6400 K

Optical hit optional



LineX · office Suspension Aluminium

Size



Suspension



Accessory



Surface mounted






LineX · office UGR

20W 40W 50W 70lm/W

A variety of anti-glare styles, soft and non-dazzling
30°/110°/UGR<16/UGR<19



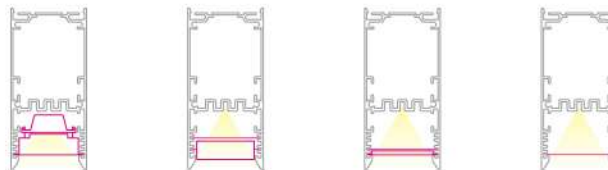
UGR<19

Reduce glare and improve vision comfort



Die-cast Aluminum

High quality and high density die-cast aluminum
Excellent heat dissipation performance

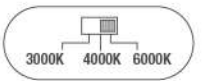


CCT Controller Optional

External DIP CCT



Built-in DIP CCT

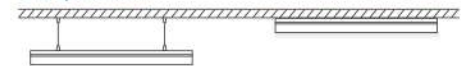


White or black appearance



Suspension

Surface mounted



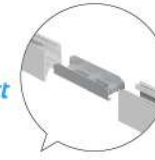


6in1

LineX · office Y²

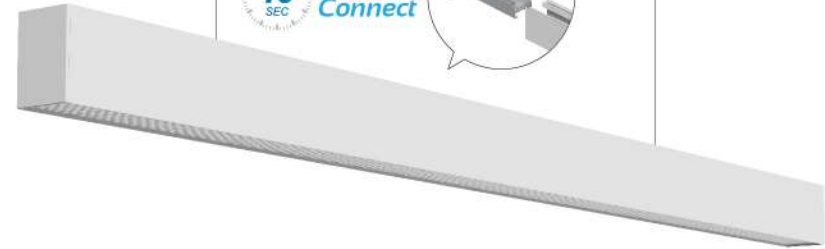
- Multi-power Adjustable
- 3CCT Adjustable
- UGR<19
- High Efficiency
- Double Sides Light Glowing
- 3 Finish Optional

10 SEC Rapid Connect



5 YEARS WARRANTY

FLICKERING FREE



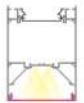
LineX · office Y²

Aluminum 50-70 PF>0.9 100lm/W

L:600mm 20 W 2000 lm
 2111131 3000 K
 2111132 4000 K
 2111133 6400 K

L:1200mm 40 W 4000 lm
 2111141 3000 K
 2111142 4000 K
 2111143 6400 K

L:1500mm 60 W 6000 lm
 2111151 3000 K
 2111152 4000 K
 2111153 6400 K



Optical fit optional



PC Diffuser



UGR<19 (Prisma Diffuser)

Size



Install



LineX · office Y²

Adjustable by DIP Switch

5 YEARS WARRANTY

FLICKERING FREE

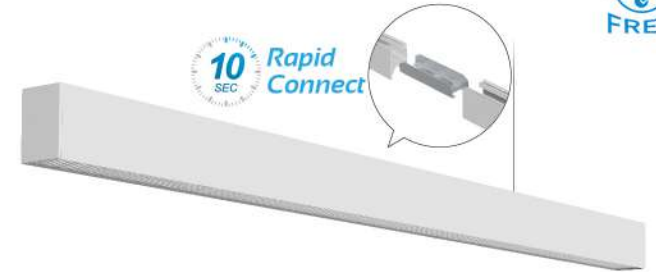


Multi-Power adjustable
(20W/40W/60W)



3CCT adjustable
(2700K/4000K/6400K)

10 SEC Rapid Connect



Aluminium L1200xH70xW50

NO.2111321

6in1

LineX · office Y²

- Multi-power Adjustable
- 3CCT Adjustable
- UGR<19
- High Efficiency
- Double Sides Light Glowing
- 3 Finish Optional

Diffuser plate

Optional

PC

UGR<19 (Prisma Diffuser)

Function

Optional

3CCT (2700K/4000K/6400K)

Multi-Power (20W/40W/60W)

2in1 (Multi-Power + 3CCT)

Light efficiency

Optional

100lm/W (CRI >80 /CRI >90)

120lm/W (CRI >80 /CRI >90)

150m/W (CRI >80)

Luminescence

Optional

Single-sided

Double-sided

Install

Optional

Suspension

Surface mounted

Color

Optional

White

silver

black

I-Connector 2111286



L-Connector 2111287




T-Connector 2111288



X-Connector 2111289






Rapid Connect



- (1) First step, use Iron jointion-rit connect 2pcs Linear light.
- (2) Second, ensure the linear light was connected correctly, no any gap then press the safe hook
- (3) Install the rear cover, finished.



I-Connector 2111286



L-Connector 2111287



T-Connector 2111288



X-Connector 2111289





Track Light COB



Track Light COB 2-Wire

15W/25W/35W
Non-isolated
A15°/25°/36°



Track Light COB 3-Wire

15W/25W/35W
Non-isolated
A15°/25°/36°



Track Light COB 4-Wire

15W/25W/35W
Isolated
A15°/25°/36°





Track Light COB
2-Wire



Track Light COB 2-Wire

2-Wire COB $\Delta 15^\circ$

15 W 1200lm PF>0.5
2120001 3000K
2120002 4000K
2120003 6400K

25 W 2000lm PF>0.5
2120011 3000K
2120022 4000K
2120033 6400K

35 W 2800lm PF>0.5
2120021 3000K
2120022 4000K
2120023 6400K

2-Wire COB $\Delta 25^\circ$

15 W 1200lm PF>0.5
2120031 3000K
2120032 4000K
2120033 6400K

25 W 2000lm PF>0.5
2120041 3000K
2120042 4000K
2120043 6400K

35 W 2800lm PF>0.5
2120051 3000K
2120052 4000K
2120053 6400K

2-Wire COB $\Delta 36^\circ$

15 W 1200lm PF>0.5
2120061 3000K
2120062 4000K
2120063 6400K

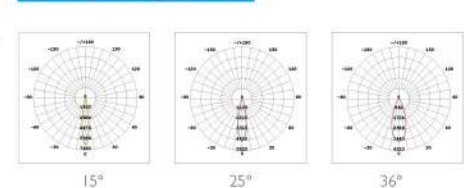
25 W 2000lm PF>0.5
2120071 3000K
2120072 4000K
2120073 6400K

35 W 2800lm PF>0.5
2120081 3000K
2120082 4000K
2120083 6400K

Dimensional drawing



Luminous Intensity Distribution





Track Light COB 3-Wire

3-Wire COB $\Delta 15^\circ$

15 W 1200lm PF>0.5
 2120091 3000K
 2120092 4000K
 2120093 6400K

25 W 2000lm PF>0.5
 2120101 3000K
 2120102 4000K
 2120103 6400K

35 W 2800lm PF>0.5
 2120111 3000K
 2120112 4000K
 2120113 6400K

3-Wire COB $\Delta 25^\circ$

15 W 1200lm PF>0.5
 2120121 3000K
 2120122 4000K
 2120123 6400K

25 W 2000lm PF>0.5
 2120131 3000K
 2120132 4000K
 2120133 6400K

35 W 2800lm PF>0.5
 2120141 3000K
 2120142 4000K
 2120143 6400K

3-Wire COB $\Delta 36^\circ$

15 W 1200lm PF>0.5
 2120151 3000K
 2120152 4000K
 2120153 6400K

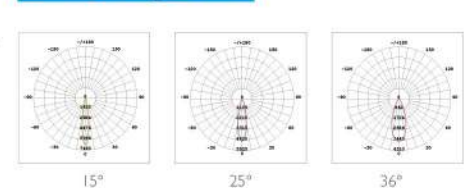
25 W 2000lm PF>0.5
 2120161 3000K
 2120162 4000K
 2120163 6400K

35 W 2800lm PF>0.5
 2120171 3000K
 2120172 4000K
 2120173 6400K

Dimensional drawing



Luminous Intensity Distribution



Track Light COB

3-Wire





Track Light COB 4-Wire

4-Wire COB $\Delta 15^\circ$

15 W 1200lm PF>0.5
 2120181 3000K
 2120182 4000K
 2120183 6400K

25 W 2000lm PF>0.5
 2120191 3000K
 2120192 4000K
 2120193 6400K

35 W 2800lm PF>0.5
 2120201 3000K
 2120202 4000K
 2120203 6400K

4-Wire COB $\Delta 25^\circ$

15 W 1200lm PF>0.5
 2120211 3000K
 2120212 4000K
 2120213 6400K

25 W 2000lm PF>0.5
 2120221 3000K
 2120222 4000K
 2120223 6400K

35 W 2800lm PF>0.5
 2120231 3000K
 2120232 4000K
 2120233 6400K

4-Wire COB $\Delta 36^\circ$

15 W 1200lm PF>0.5
 2120241 3000K
 2120242 4000K
 2120243 6400K

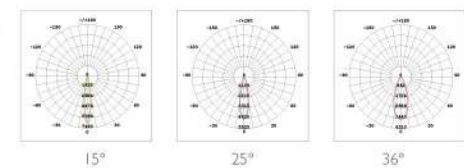
25 W 2000lm PF>0.5
 2120251 3000K
 2120252 4000K
 2120253 6400K

35 W 2800lm PF>0.5
 2120261 3000K
 2120262 4000K
 2120263 6400K

Dimensional drawing



Luminous Intensity Distribution



Track Light COB

4-Wire





Track Light COB 4-Wire

15W 25W 35W 120lm/W



Track Light Accessory

Made of high-quality PC material, resistant to high temperatures and not easily deformed

CNC Aluminum heatsink

stronger and more durable

High quality COB chip

High brightness, good color rendering and long service life



Good Heat Dissipation

Porous design Reduce calories quickly Beautiful and practical



Anti-glare Styles

Optional

Adjustable beam angle



15°



24°



36°

White or black appearance



Track Light Accessory



- 2128018 2-wires Track 1M White
- 2128028 2-wires Track 1.5M White
- 2128038 2-wires Track 2M White
- 2128048 2-wires Track 3M White
- 2128058 2-wires Track 1M Black
- 2128068 2-wires Track 1.5M Black
- 2128078 2-wires Track 2M Black
- 2128088 2-wires Track 3M Black



- 2128098 3-wires Track 1M White
- 2128108 3-wires Track 1.5M White
- 2128118 3-wires Track 2M White
- 2128128 3-wires Track 3M White
- 2128138 3-wires Track 1M Black
- 2128148 3-wires Track 1.5M Black
- 2128158 3-wires Track 2M Black
- 2128168 3-wires Track 3M Black



- 2128178 4-wires Track 1M White
- 2128188 4-wires Track 1.5M White
- 2128198 4-wires Track 2M White
- 2128208 4-wires Track 3M White
- 2128218 4-wires Track 1M Black
- 2128228 4-wires Track 1.5M Black
- 2128238 4-wires Track 2M Black
- 2128248 4-wires Track 3M Black



- 2128258 4-wires Track 1M White
- 2128268 4-wires Track 1.5M White
- 2128278 4-wires Track 2M White
- 2128288 4-wires Track 3M White
- 2128298 4-wires Track 1M Black
- 2128308 4-wires Track 1.5M Black
- 2128318 4-wires Track 2M Black
- 2128328 4-wires Track 3M Black



Power Connector

- 2128338 2-wires Power Connector White
- 2128348 2-wires Power Connector Black



L-Connector

- 2128358 2-wires Power Connector White Left
- 2128368 2-wires Power Connector Black Left
- 2128378 2-wires Power Connector White Right
- 2128388 2-wires Power Connector Black Right



I-Connector

- 2128398 2-wires Power Connector White
- 2128408 2-wires Power Connector Black



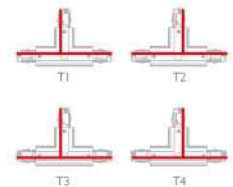
Adjustable I-Connector

- 2128418 2-wires Power Connector White
- 2128428 2-wires Power Connector Black



T-Connector

- 2128438 2-wires Power Connector White T1
- 2128448 2-wires Power Connector Black T1
- 2128458 2-wires Power Connector White T2
- 2128468 2-wires Power Connector Black T2
- 2128478 2-wires Power Connector White T3
- 2128488 2-wires Power Connector Black T3
- 2128498 2-wires Power Connector White T4
- 2128508 2-wires Power Connector Black T4



X-Connector

- 2128518 2-wires Power Connector White
- 2128528 2-wires Power Connector Black



End Cap

- 2128538 2-wires Power Connector White
- 2128548 2-wires Power Connector Black

Track Light Accessory



Power Connector

2128558 3-wires Power Connector White
2128568 3-wires Power Connector Black



L-Connector

2128578 3-wires Power Connector White Left
2128588 3-wires Power Connector Black Left
2128598 3-wires Power Connector White Right
2128608 3-wires Power Connector Black Right



I-Connector

2128618 3-wires Power Connector White
2128628 3-wires Power Connector Black



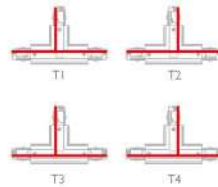
Adjustable I-Connector

2128638 3-wires Power Connector White
2128648 3-wires Power Connector Black



T-Connector

2128658 3-wires Power Connector White T1
2128668 3-wires Power Connector Black T1
2128678 3-wires Power Connector White T2
2128688 3-wires Power Connector Black T2
2128698 3-wires Power Connector White T3
2128708 3-wires Power Connector Black T3
2128718 3-wires Power Connector White T4
2128728 3-wires Power Connector Black T4



X-Connector

2128738 3-wires Power Connector White
2128748 3-wires Power Connector Black



End Cap

2128758 3-wires Power Connector White
2128768 3-wires Power Connector Black



Power Connector

2128778 4-wires Power Connector White
2128788 4-wires Power Connector Black



L-Connector

2128798 4-wires Power Connector White Left
2128808 4-wires Power Connector Black Left
2128818 4-wires Power Connector White Right
2128828 4-wires Power Connector Black Right



I-Connector

2128838 4-wires Power Connector White
2128848 4-wires Power Connector Black
2128858



I-Connector MINI

2128868 4-wires Power Connector White
2128878 4-wires Power Connector Black



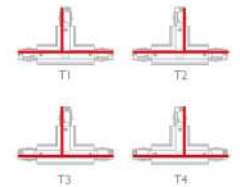
Adjustable I-Connector

2128888 4-wires Power Connector White
2128898 4-wires Power Connector Black



T-Connector

2128908 4-wires Power Connector White T1
2128918 4-wires Power Connector Black T1
2128928 4-wires Power Connector White T2
2128938 4-wires Power Connector Black T2
2128948 4-wires Power Connector White T3
2128958 4-wires Power Connector Black T3
2128968 4-wires Power Connector White T4
2128978 4-wires Power Connector Black T4



X-Connector

2128988 4-wires Power Connector White
2128998 4-wires Power Connector Black



End Cap

2129008 4-wires Power Connector White
2129018 4-wires Power Connector Black

Track Light Accessory



Recessed Power Connector

2129028 4-wires Power Connector White
2129038 4-wires Power Connector Black



Recessed L-Connector

2129048 4-wires Power Connector White Left
2129058 4-wires Power Connector Black Left
2129068 4-wires Power Connector White Right
2129078 4-wires Power Connector Black Right



Recessed I-Connector

2129088 4-wires Power Connector White
2129098 4-wires Power Connector Black



Recessed I-Connector MINI

2129108 4-wires Power Connector White
2129118 4-wires Power Connector Black



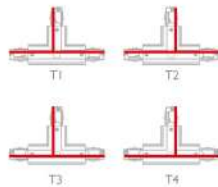
Recessed Adjustable I-Connector

2129128 4-wires Power Connector White
2129138 4-wires Power Connector Black



Recessed T-Connector

2129148 4-wires Power Connector White T1
2129158 4-wires Power Connector Black T1
2129168 4-wires Power Connector White T2
2129178 4-wires Power Connector Black T2
2129188 4-wires Power Connector White T3
2129198 4-wires Power Connector Black T3
2129208 4-wires Power Connector White T4
2129218 4-wires Power Connector Black T4



Recessed X-Connector

2129228 4-wires Power Connector White
2129238 4-wires Power Connector Black



Recessed End Cap

2129248 4-wires Power Connector White
2129258 4-wires Power Connector Black



TECHTOUCH

Surf Outdoor



Surf LED IP54
ABS+PC
Non-isolated



Surf LED IP65
ABS+PC
Non-isolated



Surf LED IP65 Pro
By Dip Switch 22W / 18W / 15W / 12W
By Dip Switch 3000K / 4000K / 6400K



Surf LED Bulkhead Standard
PP+PP
IP65



Surf LED Bulkhead
ABS+PC
CB Driver
IP65



5 YEARS WARRANTY

IP54



Surf LED IP54

185-264V Non-isolated IP54 ABS-PC

15 W 1500lm DF>0.7

2130021 3000K
2130022 4000K
2130023 6400K

ø270×80mm

100-240V Non-isolated IP54 ABS-PC

24 W 2500lm DF>0.7

2130031 3000K
2130032 4000K
2130033 6400K

ø320×100mm

Installation




Surf LED IP54
ABS+PC



5 YEARS WARRANTY

IP65



Surf LED IP65

185-264V Round Non-isolated IP65 ABS+PC

15 W 1500 lm DF>0.5
 2130041 3000K
 2130042 4000K
 2130043 6400K
 ø220×50mm

24 W 2500 lm DF>0.7
 2130051 3000K
 2130052 4000K
 2130053 6400K
 ø280×50mm

36 W 3850 lm DF>0.9
 2130061 3000K
 2130062 4000K
 2130063 6400K
 ø330×50mm

185-264V Square Non-isolated IP65 ABS+PC

15 W 1500 lm DF>0.5
 2130041 3000K
 2130042 4000K
 2130043 6400K
 220×220×50mm


24 W 2500 lm DF>0.7
 2130051 3000K
 2130052 4000K
 2130053 6400K
 280×280×50mm

36 W 3850 lm DF>0.9
 2130061 3000K
 2130062 4000K
 2130063 6400K
 330×330×50mm

Installation



Surf LED IP65
ABS+PC



3 YEARS WARRANTY

IP65



Surf LED Bulkhead Y² Standard

185-264V Ellipse DOB IP65 PP+PP

9 W 900lm PF>0.7

2140061 3000K
2140062 4000K
2140063 6400K
168x71x47mm

18 W 1800lm PF>0.7

2140071 3000K
2140072 4000K
2140073 6400K
208x101x57mm



Optional black

185-264V Round DOB IP65 PP+PP

9 W 900lm PF>0.7

2140101 3000K
2140102 4000K
2140103 6400K
ø140x53mm

18 W 1800lm PF>0.7

2140111 3000K
2140112 4000K
2140113 6400K
ø165x53mm



Optional black

Installation



Surf LED Bulkhead Y² Standard

PP



5 YEARS WARRANTY

IP65



Surf LED Bulkhead Y²

100-240V Ellipse IP65 PC+PC

12 W 1100lm DF>0.7
 2140271 3000K
 2140272 4000K
 2140273 6400K
 210x110x65mm

18 W 1600lm DF>0.7
 2140281 3000K
 2140282 4000K
 2140283 6400K
 270x145x65mm



Optional black

100-240V Round IP65 PC+PC

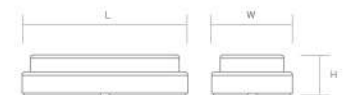
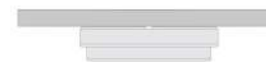
15 W 1300lm DF>0.7
 2140311 3000K
 2140312 4000K
 2140313 6400K
 ø175x60mm

20 W 1750lm DF>0.7
 2140321 3000K
 2140322 4000K
 2140323 6400K
 ø210x60mm




Optional black

Installation



Surf LED Bulkhead Y²

PC





Surf LED IP65 Pro

By Dip Switch | **Montion Sensor** | **Emergency**
 22W / 18W / 15W / 12W | Sensing range | Working Time
 3000K / 4000K / 6400K | Max. 8m | 3 Hours

5
YEARS
WARRANTY

IP65

360°
MICROWAVE
SENSOR

By Dip
Switch

3
HOURS
WORKING TIME
EMERGENCY



Surf LED IP65 Pro

By Dip Switch | **Montion Sensor** | **Emergency**
 22W / 18W / 15W / 12W | Sensing range | Working Time
 3000K / 4000K / 6400K | Max. 8m | 3 Hours

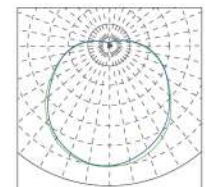
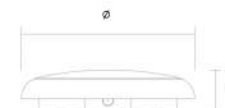
220-240V | **IP65** | **PC+PC**

2130104
 By Dip Switch 22W / 18W / 15W / 12W
 By Dip Switch 3000K / 4000K / 6400K
 ø320×78mm

Power	Lumen		
	3000K	4000K	6000K
12W	1200	1200	1200
15W	1500	1500	1500
18W	1800	1800	1800
22W	2200	2200	2200



Installation



Installation



Gear tray can be hung up and no need to take off.
No screws to the electric parts assembling, easy and fast.

Daylight@Microwave sensor **Corridor sensor available*

1	
●	100%
○	50%

Detection Range

In this area, movement will be detected and able to trigger the sensor. 100% detection area is also known as the strong sensitivity.

2	3	
●	●	5s
●	○	60s
○	●	3min
○	○	10min

Hold Time

The period of light keeping 100% brightness after moving objects leave the detection area.

4	
●	Disable
○	30lux

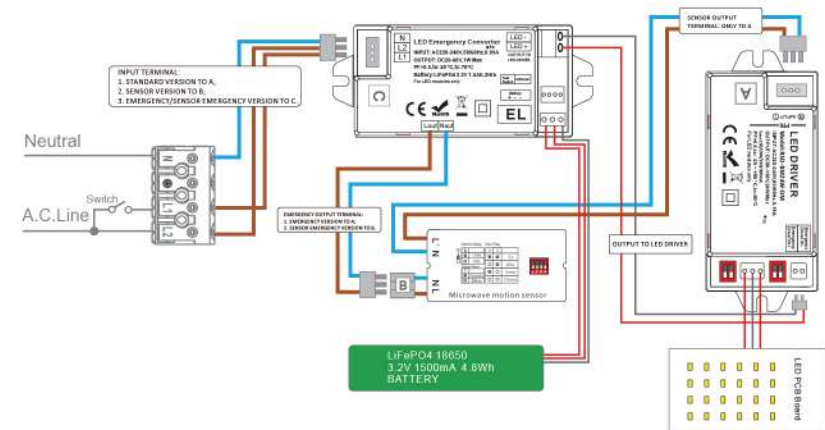
Daylight Sensor

Definition of the ambient brightness; only when the ambient brightness is lower than the preset specific lux amount, the sensor will work; when it's preset as "disable", the sensor works everytime it detects motion

Emergency Technical data

Item	Data
Rated input voltage	220-240VAC,50/60Hz
Output power	3W
Power factor	>0.5
Terminal L-in / L-out (LED driver input constant)	AC 3A Max
Output voltage range	DC20...60V
Output power (constant)	1W
Battery cells voltage/capacity	LiFePO4 3.2V 1.500mAh,4.8Wh
Recharge time	24hours
Discharge time	180 minutes
Emergency Lumen factor	140lm/W
Max. casing temperature tc	70°C

Wiring Diagram :





Linesta X²

 <p>Linesta X² LED Type A ABS+PC</p>	 <p>Linesta X² LED Type B PC+PC</p>	 <p>Linesta X² LED Type C Emergency ABS+PC</p> <table border="1"> <thead> <tr> <th>Power</th> <th>Working Hours</th> <th>Battery Capacity</th> </tr> </thead> <tbody> <tr> <td>24W</td> <td>➤ 3Hours</td> <td>4.8V 2200mAH</td> </tr> <tr> <td>36W</td> <td>➤ 3Hours</td> <td>4.8V 4000mAH</td> </tr> <tr> <td>48W</td> <td>➤ 3Hours</td> <td>4.8V 4000mAH</td> </tr> </tbody> </table>	Power	Working Hours	Battery Capacity	24W	➤ 3Hours	4.8V 2200mAH	36W	➤ 3Hours	4.8V 4000mAH	48W	➤ 3Hours	4.8V 4000mAH	 <p>Linesta X² LED 1.2M PC+PC Multi-power CCT</p>	 <p>Linesta Type A ABS+PC</p>	 <p>Linesta Type B ABS+PC</p>
Power	Working Hours	Battery Capacity															
24W	➤ 3Hours	4.8V 2200mAH															
36W	➤ 3Hours	4.8V 4000mAH															
48W	➤ 3Hours	4.8V 4000mAH															

Linesta for T8 



Linesta X² LED Type A

185-264V IK08 IP65 ABS+PS

18 W 1440lm PF>0.5
600x104x78mm
2150031 3000K
2150032 4000K
2150033 6400K

185-264V IK08 IP65 ABS+PS

36 W 2880lm PF>0.5
1200x104x78mm
2150041 3000K
2150042 4000K
2150043 6400K

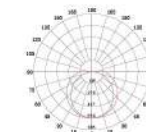
185-264V IK08 IP65 ABS+PS

54 W 4320lm PF>0.5
1500x104x78mm
2150051 3000K
2150052 4000K
2150053 6400K

Dimensional drawing



Luminous Intensity Distribution



Linesta X² LED Type A

ABS+PC

5 YEARS WARRANTY

IP65



Linesta X² LED Type B

185-264V IK08 IP65 PC+PC

12 W 1200lm DF>0.7
600x72x58mm
2150061 3000K
2150062 4000K
2150063 6400K

185-264V IK08 IP65 PC+PC

24 W 2400lm D>0.7
600x92x60mm
2150071 3000K
2150072 4000K
2150073 6400K

185-264V IK08 IP65 PC+PC

24 W 2400lm DF>0.7
1200x72x58mm
2150081 3000K
2150082 4000K
2150083 6400K

185-264V IK08 IP65 PC+PC

48 W 4800lm DF>0.9
1200x92x60mm
2150091 3000K
2150092 4000K
2150093 6400K

185-264V IK08 IP65 PC+PC

28 W 2800lm DF>0.9
1500x72x58mm
2150101 3000K
2150102 4000K
2150103 6400K

185-264V IK08 IP65 PC+PC

56 W 5600lm DF>0.9
1500x92x60mm
2150111 3000K
2150112 4000K
2150113 6400K

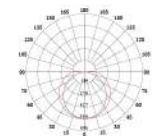
Linesta X² LED Type B

PC

Dimensional drawing



Luminous Intensity Distribution



5 YEARS WARRANTY

IP65

3 HOURS WORKING TIME



Linesta X² LED Type C Emergency

IBS-264V IKOB IP65 PC+PC

24 W 2400lm DF>0.7
650x135x95mm
2150121 3000K
2150122 4000K
2150123 6400K

IBS-264V IKOB IP65 PC+PC

24 W 2400lm DF>0.7
1260x85x87mm
2150131 3000K
2150132 4000K
2150133 6400K

IBS-264V IKOB IP65 PC+PC

48 W 4800lm DF>0.9
1260x85x87mm
2150141 3000K
2150142 4000K
2150143 6400K

IBS-264V IKOB IP65 PC+PC

36 W 3600lm DF>0.9
1560x85x87mm
2150151 3000K
2150152 4000K
2150153 6400K

Linesta X² LED Type C Emergency

PC+PC

Normal status Emergency status

Input power	Input voltage	Emergency power	Emergency Lumen	Working Hours	Charging time	Emergency status switch time	Battery Type	Battery Capacity
24W	220-240V	2W	300lm	≥ 3Hours	24h	<3s	Lithium Battery	4.8V 2200mAH
24W	220-240V	2W	300lm	≥ 3Hours	24h	<3s	Lithium Battery	4.8V 2200mAH
48W	220-240V	4W	400lm	≥ 3Hours	24h	<3s	Lithium Battery	4.8V 4000mAH
36W	220-240V	4W	400lm	≥ 3Hours	24h	<3s	Lithium Battery	4.8V 4000mAH



TECHTOUCH

Linesta X² LED Type C Emergency

1.2M 48W

PC

PC cover for good
transmittance

PC

High Quality PC housing



Quick release buckle
Easy to maintain

4W 3 Hours

Built-in emergency kit



Dual-IC design (Flickering Free)



120°



IP65

Optional
series connection



Linesta X² LED IP65 1.2M
PC+PC



5 YEARS WARRANTY

IP65

150 lm/W

By Dip Switch

0-10V Dimmable OPTIONAL

Microwave SENSOR

Linesta X² LED IP65 1.2M
Multi-power (40W/35W/28W/23W)
CCT(2700K/4000K/5700K)

185-264V IK08 IP65 PC+PC

40 W 6000lm PF>0.9
 2150184
 By Dip Switch 40W / 35W / 28W / 23W
 By Dip Switch 2700K / 4000K / 5400K
 1200×72×58mm

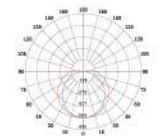
185-264V IK08 IP65 PC+PC


40 W 6000lm PF>0.9
 2150194
 By Dip Switch 40W / 35W / 28W / 23W
 By Dip Switch 2700K / 4000K / 5400K
 1200×92×60mm

Dimensional drawing



Luminous Intensity Distribution





Linesta Type A

No Smart-link IK08 IP65 ABS+PS

(Single Tube)Single-end

2170608 660×65×85mm
2170618 1260×65×85mm
2170628 1565×65×85mm

(Double Tube)Single-end

2170638 660×105×85mm
2170648 1260×105×85mm
2170658 1565×105×85mm

(Single Tube)Double-end

2170668 660×65×85mm
2170678 1260×65×85mm
2170688 1565×65×85mm

(Double Tube)Double-end

2170698 660×105×85mm
2170708 1260×105×85mm
2170718 1565×105×85mm

Smart-link IK08 IP65 ABS+PS

(Single Tube)Single-end

2170728 660×65×85mm
2170738 1260×65×85mm
2170748 1565×65×85mm

(Double Tube)Single-end

2170758 660×105×85mm
2170768 1260×105×85mm
2170778 1565×105×85mm

(Single Tube)Double-end

2170788 660×65×85mm
2170798 1260×65×85mm
2170808 1565×65×85mm

(Double Tube)Double-end

2170818 660×105×85mm
2170828 1260×105×85mm
2170838 1565×105×85mm

Installation



Linesta LED Type A
ABS+PS





Linesta Type B

No Smart-link IK08 IP65 ABS+PC

(Single Tube)Single-end

2170848 664×66×73mm
 2170858 1272×66×73mm
 2170868 1572×66×73mm

(Double Tube)Single-end

2170878 664×102×73mm
 2170888 1272×102×73mm
 2170898 1572×102×73mm

(Single Tube)Double-end

2170908 664×66×73mm
 2170918 1272×66×73mm
 2170928 1572×66×73mm

(Double Tube)Double-end

2170938 664×102×73mm
 2170948 1272×102×73mm
 2170958 1572×102×73mm

Smart-link IK08 IP65 ABS+PC

(Single Tube)Single-end

2170968 664×66×73mm
 2170978 1272×66×73mm
 2170988 1572×66×73mm

(Double Tube)Single-end

2170998 664×102×73mm
 2171008 1272×102×73mm
 2171018 1572×102×73mm

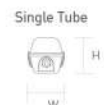
(Single Tube)Double-end

2171028 664×66×73mm
 2171038 1272×66×73mm
 2171048 1572×66×73mm

(Double Tube)Double-end

2171058 664×102×73mm
 2171068 1272×102×73mm
 2171078 1572×102×73mm

Installation

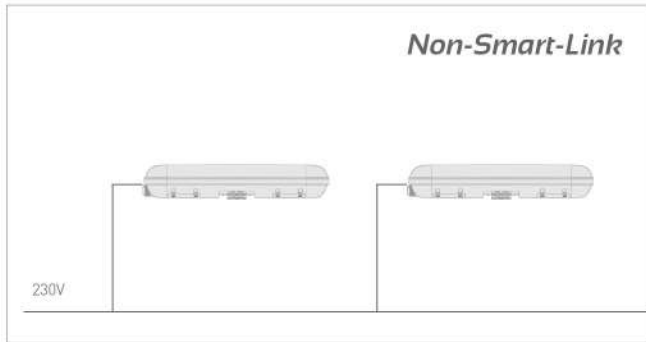


Linesta LED Type B
ABS+PC


Linesta

Installation

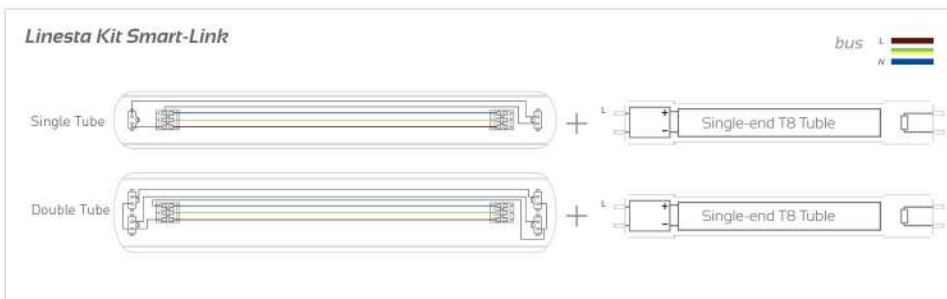
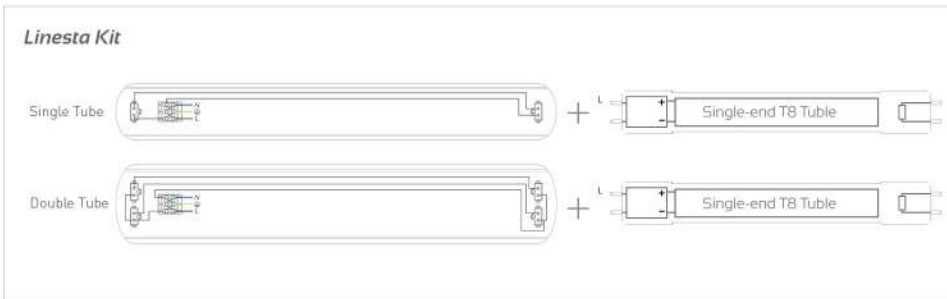
A Connection Schematic



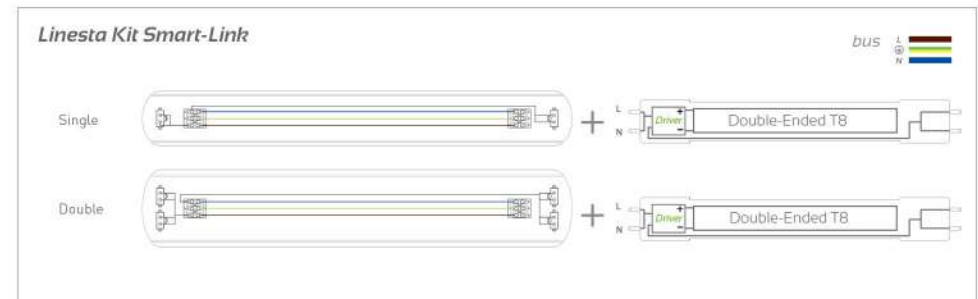
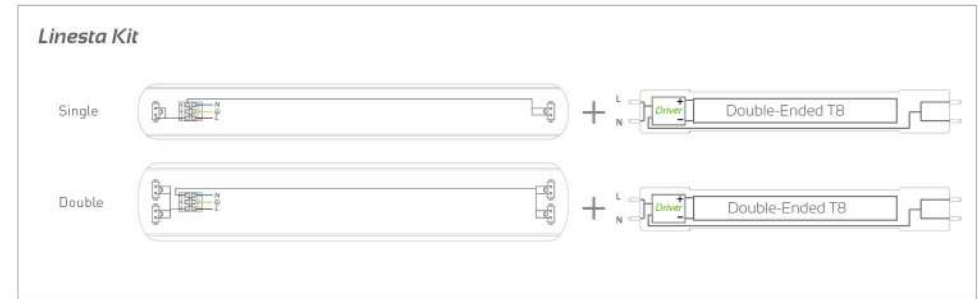
B Connection Schematic



Linesta for Single-Ended T8 (Circuit diagram)



Linesta for Double-Ended T8 (Circuit diagram)





Linesta Y²

- | | | | | |
|--|---|--|--|---|
|  <p>Linesta Y² LED
40mm
18W/36W/50W</p> |  <p>Linesta Y² LED
55mm
18W/36W/60W</p> |  <p>Linesta Y² LED
65mm
18W/36W/60W</p> |  <p>Linesta Y² LED
Square 65mm
30W/60W/80W</p> |  <p>Linesta Y² Pro
LED IP65
30W/60W/80W</p> |
|--|---|--|--|---|

5 YEARS WARRANTY
IP65



Linesta Y² LED 40mm



PC Diffuser | 1-LED aluminum strip | PF 0.5 | 220-240V

18 W 1440 lm PF 0.5
2161001 3000 K
2161002 4000 K
2161003 6400 K
620x40x30mm

36 W 2880 lm PF 0.5
2161011 3000 K
2161012 4000 K
2101013 6400 K
1220x40x30mm


50 W 4000 lm PF 0.5
2161021 3000 K
2161022 4000 K
2161023 6400 K
1520x40x30mm

Installation



Accessories

Linesta Y² LED



5 YEARS WARRANTY
IP65

5 YEARS WARRANTY
IP65



Linesta Y² LED 55mm

PC Diffuser | 1-LED aluminum strip | PF 0.5 | 220-240V

18 W 1440 lm PF 0.5
2161031 3000 K
2161032 4000 K
2161033 6400 K
620×55×35mm

36 W 2880 lm PF 0.5
2161041 3000 K
2161042 4000 K
2161043 6400 K
1220×55×35mm

55×35

60 W 4800 lm PF 0.5
2161051 3000 K
2161052 4000 K
2161053 6400 K
1520×55×35mm

Installation



Accessories

Linesta Y² LED 65mm

PC Diffuser | 2-LED aluminum strip | PF 0.5 | 220-240V

18 W 1440 lm PF 0.5
2161061 3000 K
2161062 4000 K
2161063 6400 K
620×65×35mm

36 W 2880 lm PF 0.5
2161071 3000 K
2161072 4000 K
2161073 6400 K
1220×65×35mm

65×35

60 W 4800 lm PF 0.5
2161081 3000 K
2161082 4000 K
2161083 6400 K
1520×65×35mm

Installation



Accessories

5 YEARS WARRANTY

IP65



Linesta Y² Square LED 65mm

65x55



PC Diffuser 2xLED aluminum strip PF 0.5 220-240V

30 W 2400 lm PF 0.5

2160121 3000 K

2160122 4000 K

2160123 6400 K

620x65x55mm

60 W 4800 lm PF 0.5

2160131 3000 K

2160132 4000 K

2160133 6400 K

1220x65x55mm

80 W 6400 lm PF 0.5

2160141 3000 K

2160142 4000 K

2160143 6400 K

1520x65x55mm

Installation



Accessories

Linesta Y² Square LED



Linesta Y² Pro LED IP65

TECHTOUCH

5 YEARS WARRANTY



IP65



Linesta Y² Pro LED IP65

PC-Aluminum Diffuser 2xLED aluminum strip PFO.9 220-240V

30 W 3000 lm PF 0.9

2167011 3000 K
2167012 4000 K
2167013 6400 K
620x80x65mm

60 W 6000 lm PF 0.9

2167021 3000 K
2167022 4000 K
2167023 6400 K
1220x80x65mm

80-65



80 W 8000 lm PF 0.9

2167031 3000 K
2167032 4000 K
2167033 6400 K
1520x80x65mm

Optional



0-10V Dimmable Driver



DALI 2.0 Driver

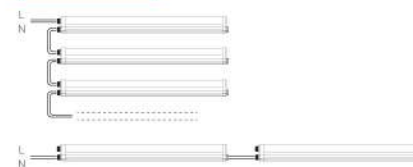


PIR Sensor




Emergency Kit

Linkable in Series



The longest possible connection: 15m

Dimension



Surface Mounted



Suspension

Projector LED



Projector X²

10W/20W/30W/50W
Linear IC Driver

Projector X²
DOB

Up to 400W

Projector X²
DOB CCT

By Dip Switch
3000K / 4000K / 6400K



Projector X²
PIR Sensor

20W/30W/50W



Projector X²
RGB

30W/50W



15m Max



Projector Y²
Lens

30W/50W/100W/
150W/200W



Projector Y²
Lens CCT

By Dip Switch
3000K / 4000K / 6400K



Projector Y²
(CB)

50W/100W/150W/
200W
IC Driver

Projector Y²
DOB (CB)

50W/100W/150W/
200W



Projector Z²
(CE)

100W/150W/200W
IC Driver

5 YEARS WARRANTY

IP65



Projector X² LED DOB

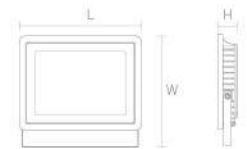
110-240V PF>0.9 IP65 FULL POWER SURGE PREVENTION 4KV+ HIGH VOLTAGE RESISTANCE 1500V+

<p>10 W 1000lm PF>0.9</p> <p>2180001 3000K 2180002 4000K 2180003 6400K</p> <p>Optional PF>0.5</p> <p>102x26x80mm</p>	<p>20 W 2000lm PF>0.9</p> <p>2180011 3000K 2180012 4000K 2180013 6400K</p> <p>Optional PF>0.5</p> <p>123x30x105mm</p>	<p>30 W 3000lm PF>0.9</p> <p>2180021 3000K 2180022 4000K 2180023 6400K</p> <p>165x30x135mm</p>	<p>50 W 5000lm PF>0.9</p> <p>2180031 3000K 2180032 4000K 2180033 6400K</p> <p>202x30x156mm</p>
<p>100 W 10000lm PF>0.9</p> <p>2180041 3000K 2180042 4000K 2180043 6400K</p> <p>270x37x210mm</p>	<p>150 W 15000lm PF>0.9</p> <p>2180051 3000K 2180052 4000K 2180053 6400K</p> <p>322x38x230mm</p>	<p>200 W 20000lm PF>0.9</p> <p>2180061 3000K 2180062 4000K 2180063 6400K</p> <p>385x40x285mm</p>	<p>300 W 30000lm PF>0.9</p> <p>2180071 3000K 2180072 4000K 2180073 6400K</p> <p>420x50x320mm</p>
<p>400 W 40000lm PF>0.9</p> <p>2180081 3000K 2180082 4000K 2180083 6400K</p> <p>460x50x345mm</p>			

Installation



360° Rotation



Projector X² LED DOB
Aluminium





TECHTOUCH

Projector X² DOB

10W/20W/30W/50W/100W/150W/200W/
300W/400W

100-264V 100lm/W

Full Power



DOB Solution

Driver Efficiency increased to **93%**

130°C

High Temperature resistance electrolytic capacitors



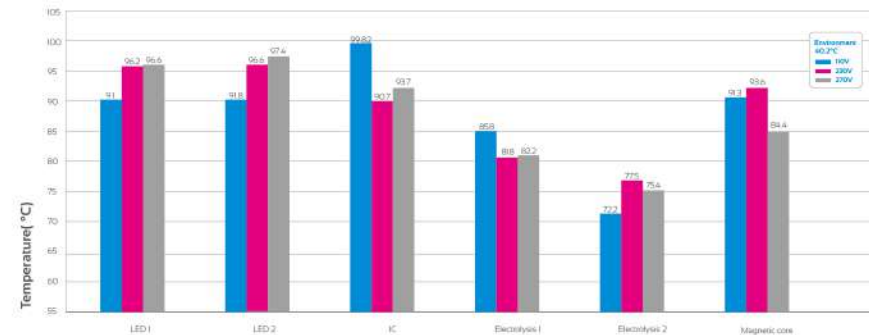
Die-cast Aluminum

High quality and high density die-cast aluminum
Excellent heat dissipation performance

Professional outdoor powder coated

Corrosion and rusting resistance

40°C high temperature test



5 YEARS WARRANTY

IP65



Linear IC Driver

Projector X² LED Standard

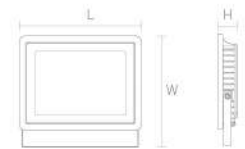
220-240V PF>0.5 IP65 FULL POWER SURGE PREVENTION 4KV+ HIGH VOLTAGE RESISTANCE 1500V+

10 W 900lm PF>0.9	20 W 1800lm PF>0.9	30 W 2700lm PF>0.9	50 W 4500lm PF>0.9
2180161 3000K	2180171 3000K	2180181 3000K	2180191 3000K
2180162 4000K	2180172 4000K	2180182 4000K	2180192 4000K
2180163 6400K	2180173 6400K	2180183 6400K	2180193 6400K
102x26x80mm	123x30x105mm	165x30x135mm	202x30x156mm

Installation



360° Rotation



Projector X² LED Standard
Aluminium



5 YEARS WARRANTY

IP65



Projector X² LED DOB
DIP CCT (3000K/4000K/6400K)

110-240V PF>0.9 IP65 FULL POWER 4KV+ 1500V+
SURGE PREVENTION HIGH VOLTAGE RESISTANCE

10 W 1000lm PF>0.9 2190004 By Dip Switch 3000K / 4000K / 6400K 102×26×80mm	20 W 2000lm PF>0.9 2190014 By Dip Switch 3000K / 4000K / 6400K 123×30×105mm	30 W 3000lm PF>0.9 2190024 By Dip Switch 3000K / 4000K / 6400K 165×30×135mm	50 W 5000lm PF>0.9 2190034 By Dip Switch 3000K / 4000K / 6400K 202×30×156mm
100 W 10000lm PF>0.9 2190044 By Dip Switch 3000K / 4000K / 6400K 270×37×210mm	150 W 15000lm PF>0.9 2190054 By Dip Switch 3000K / 4000K / 6400K 322×38×230mm	200 W 20000lm PF>0.9 2190064 By Dip Switch 3000K / 4000K / 6400K 385×40×285mm	

Installation



Projector X² LED DOB CCT
Aluminium



Projector X² LED
PIR Sensor

Projector X² LED
RGB






SURGE PREVENTION HIGH VOLTAGE RESISTANCE
IP65 4KV+ 1500V+

30 W 3000 lm
2180121 3000 K
2180122 4000 K
2180123 6400 K



50 W 5000 lm
2180131 3000 K
2180132 4000 K
2180133 6400 K



-  Adjusting induction delay time delay time:3-300s
-  Adjusting induction distance Detective distance:1-8m
-  Adjusting lamp's intensity



SURGE PREVENTION HIGH VOLTAGE RESISTANCE
IP65 4KV+ 1500V+

30 W
2180145 RGB



50 W
2180155 RGB



- Brightness/Speed Adjusting Button
- Static Monochrome Shortcut Button (16 color choices)
- OFF Button ON Button
- Mode Selector Button (4 modes)

5 YEARS WARRANTY

IP65



Projector Y² LED Lens

220-240V IP65 4KV+ 1500V+

30 W 3000 lm DF>0.9
 2188331 3000 K
 2188332 4000 K
 2188333 6400 K 168×186×28mm

220-240V IP65 4KV+ 1500V+

50 W 5000 lm DF>0.9
 2188351 3000 K
 2188352 4000 K
 2188353 6400 K 190×217×35mm

220-240V IP65 4KV+ 1500V+

100 W 10000 lm DF>0.9
 2188361 3000 K
 2188362 4000 K
 2188363 6400 K 242×274×35mm

220-240V IP65 4KV+ 1500V+

150 W 15000 lm DF>0.9
 2188371 3000 K
 2188372 4000 K
 2188373 6400 K 260×298×36mm

220-240V IP65 4KV+ 1500V+

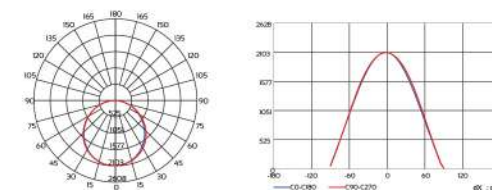
200 W 20000 lm DF>0.9
 2188381 3000 K
 2188382 4000 K
 2188383 6400 K 286×328×38mm

Projector Y² LED Lens Aluminium

Dimensional drawing



Luminous Intensity Distribution



5 YEARS WARRANTY

IP65



Projector Y² LED Lens DIP CCT (3000K/4000K/6400K)

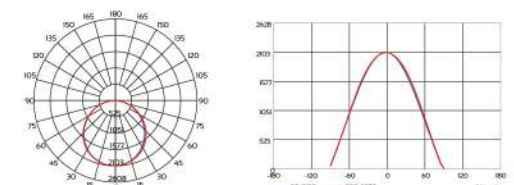
220-240V PF>0.9 IP65 FULL POWER 4KV+ 1500V+

SURGE PREVENTION		HIGH VOLTAGE RESISTANCE	
10 W 1000lm PF>0.9	20 W 2000lm PF>0.9	30 W 3000lm PF>0.9	50 W 5000lm PF>0.9
2190104	2190114	2190124	2190134
By Dip Switch	By Dip Switch	By Dip Switch	By Dip Switch
3000K / 4000K / 6400K	3000K / 4000K / 6400K	3000K / 4000K / 6400K	3000K / 4000K / 6400K
110×24×90mm	123×24×94mm	123×24×148mm	176×25×135mm
100 W 10000lm PF>0.9	150 W 15000lm PF>0.9	200 W 20000lm PF>0.9	
2190144	2190154	2190164	
By Dip Switch	By Dip Switch	By Dip Switch	
3000K / 4000K / 6400K	3000K / 4000K / 6400K	3000K / 4000K / 6400K	
241×25×185mm	300×25×224mm	350×25×225mm	

Dimensional drawing



Luminous Intensity Distribution



Projector Y² LED Lens CCT Aluminium



5 YEARS WARRANTY



IP65



Projector Y² LED CB

100-240V IP65 4KV+ 1500V+

50 W 5000 lm DF>0.9
 2183431 3000 K
 2183432 4000 K
 2183433 6400 K 217x188x33mm

100-240V IP65 4KV+ 1500V+

100 W 10000 lm DF>0.9
 2183441 3000 K
 2183442 4000 K
 2183443 6400 K 245x280x50mm

100-240V IP65 4KV+ 1500V+

150 W 15000 lm DF>0.9
 2183451 3000 K
 2183452 4000 K
 2183453 6400 K 300x350x55mm

100-240V IP65 4KV+ 1500V+

200 W 20000 lm DF>0.9
 2183461 3000 K
 2183462 4000 K
 2183463 6400 K 325x380x55mm

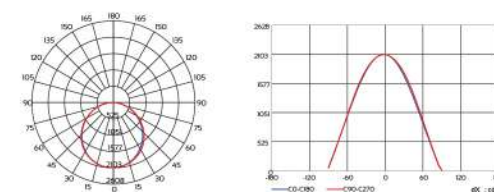


360° Rotation

Dimensional drawing



Luminous Intensity Distribution



Projector Y² LED CB
Aluminium



5 YEARS WARRANTY



IP65



Projector Y² LED DOB CB

100-240V IP65 4KV+ 1500V+

50 W 5000 lm PF>0.9
 2183511 3000 K
 2183512 4000 K
 2183513 6400 K 217x188x33mm

100-240V IP65 4KV+ 1500V+

100 W 10000 lm PF>0.9
 2183521 3000 K
 2183522 4000 K
 2183523 6400 K 245x280x50mm

100-240V IP65 4KV+ 1500V+

150 W 15000 lm PF>0.9
 2183531 3000 K
 2183532 4000 K
 2183533 6400 K 300x350x55mm

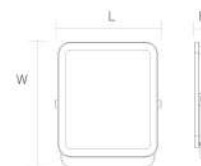
100-240V IP65 4KV+ 1500V+

200 W 20000 lm PF>0.9
 2183541 3000 K
 2183542 4000 K
 2183543 6400 K 325x380x55mm

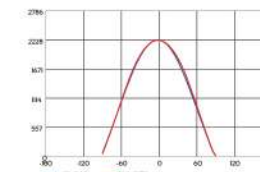
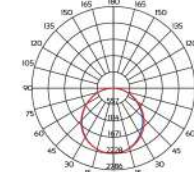


360° Rotation

Dimensional drawing



Luminous Intensity Distribution



Projector Y² LED DOB Aluminium



5 YEARS WARRANTY

CE

IP65

FLICKERING FREE



Projector Z² LED

220-240V IP65 4KV+ 1500V+

100 W 11000 lm DF>0.9
 2188021 3000 K
 2188022 4000 K
 2188023 6400 K 270x270x54mm

220-240V IP65 4KV+ 1500V+

150 W 16500 lm DF>0.9
 2188031 3000 K
 2188032 4000 K
 2188033 6400 K 313x313x57mm

220-240V IP65 4KV+ 1500V+

200 W 22000 lm DF>0.9
 2188041 3000 K
 2188042 4000 K
 2188043 6400 K 353x353x57mm

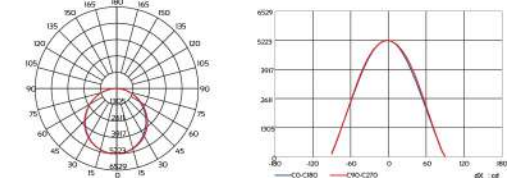


360° Rotation

Dimensional drawing




Luminous Intensity Distribution



Projector Z² LED
Aluminium





Flood light Y²



Flood light Y² LED

200W/300W/400W/600W/800W/1000W
Surge Prevention 4KV
High voltage resistance 1.5KV

Various driver solution



PHILIPS Driver



Meanwell driver

5 YEARS WARRANTY

IP65



Flood light Y² LED

SURGE PREVENTION HIGH-VOLTAGE RESISTANCE
IP65 **4KV+** **1500V+**

200 W 22000 lm
 2210001 3000 K
 2210002 4000 K
 2210003 6400 K
 205×405×180mm



300 W 33000 lm
 2210011 3000 K
 2210012 4000 K
 2210013 6400 K
 305×405×180mm



400 W 44000 lm
 2210031 3000 K
 2210032 4000 K
 2210033 6400 K
 410×405×180mm



410×405×180mm

SURGE PREVENTION HIGH-VOLTAGE RESISTANCE
IP65 **4KV+** **1500V+**

600 W 66000 lm
 2210061 3000 K
 2210062 4000 K
 2210063 6400 K
 620×405×180mm



800 W 88000 lm
 2210091 3000 K
 2210092 4000 K
 2210093 6400 K
 410×765×180mm



1000 W 110000lm
 2210121 3000 K
 2210122 4000 K
 2210123 6400 K
 515×765×180mm



515×765×180mm

Flood light Y² LED

Aluminium





Flood light Y² LED

Aluminium

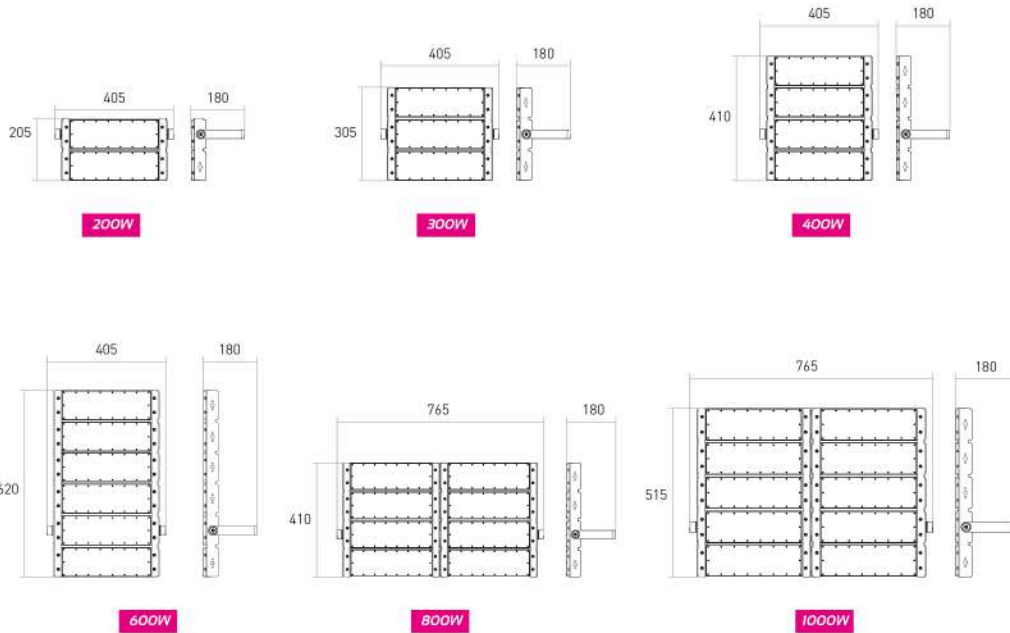




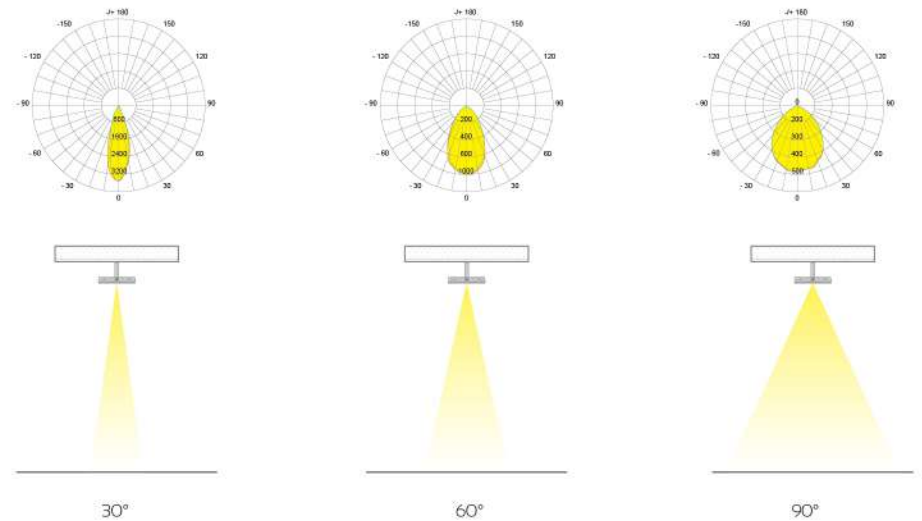
Flood light Y² LED

Aluminium

Dimension(mm)



Light Distribution Options



TECHTOUCH



Street Light



Street Light LED
Linear IC Driver
5 Years Warranty



Street Light LED COB
Highlight LED Chip
5 Years Warranty



Street Light LED Pro
Up to 170lm/W
7 Years Warranty

5 YEARS WARRANTY

IP65



A 60°x120° PRECISE BEAM



Street Light LED

Aluminium

Street Light LED

IP65 SURGE PREVENTION 4KV HIGH VOLTAGE RESISTANCE 1500V


50 W 4000 lm PF 0.95
 2234201 3000 K
 2234202 4000 K
 2234203 6400 K
 365x145x65mm

100 W 8000 lm PF 0.95
 2234211 3000 K
 2234212 4000 K
 2234213 6400 K
 485x165x65mm

150 W 12000 lm PF 0.95
 2234221 3000 K
 2234222 4000 K
 2234223 6400 K
 545x205x75mm

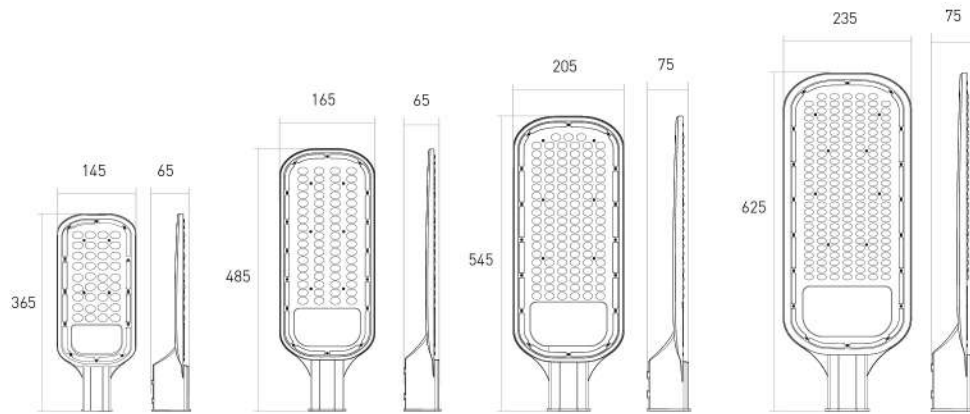
IP65 SURGE PREVENTION 4KV HIGH VOLTAGE RESISTANCE 1500V

200 W 16000 lm PF 0.95
 2234231 3000 K
 2234232 4000 K
 2234233 6400 K
 625x235x75mm



Street Light LED

Dimension(mm)



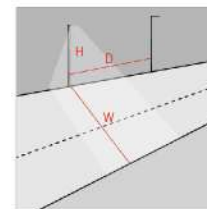

50W

100W

150W

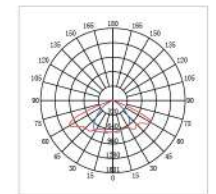
200W

×The following is the installation diagram only. Pole height and installation can be adjusted according to actual needs.



H=The vertical height of the light pole and the ground
 W=Irradiation area road width
 D=The distance between two street lights

Light Distribution Curve



60°x120°

Wattage	H(m)
50W	4-6m
100W	4-6m
150W	8-12m
200W	8-12m

5 YEARS WARRANTY

IP65



Street Light LED COB

IP65 4KV 1500V

50 W 5000 lm PF 0.95
 2234311 3000 K
 2234312 4000 K
 2234313 6400 K
 365x145x65mm

100 W 10000 lm PF 0.95
 2234321 3000 K
 2234322 4000 K
 2234323 6400 K
 485x165x65mm

150 W 15000 lm PF 0.95
 2234331 3000 K
 2234332 4000 K
 2234333 6400 K
 545x205x75mm

IP65 4KV 1500V

200 W 20000 lm PF 0.95
 2234341 3000 K
 2234342 4000 K
 2234343 6400 K
 625x235x75mm

250 W 25000 lm PF 0.95
 2234351 3000 K
 2234352 4000 K
 2234353 6400 K
 625x235x75mm

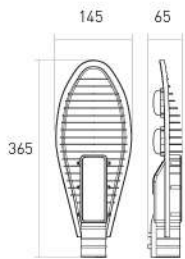


Dimension (mm)

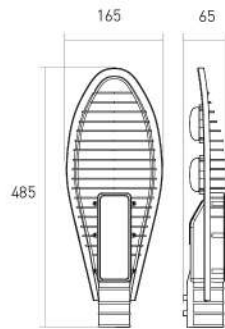
Street Light LED COB Aluminium



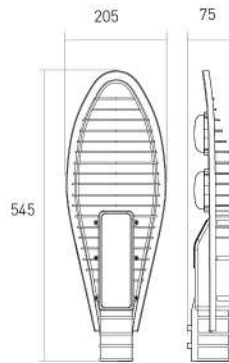
Street Light LED COB



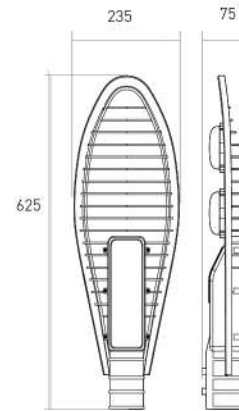
50W



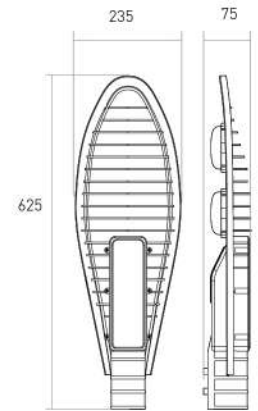
100W



150W



200W




250W

Street Light LED COB

50W/100W/150W/200W/250W

100lm/W

COB



Large-size integrated LED module,
excellent heat dissipation

Giant lens



Glass protection on LED module,
Corrosion resistance



Diecasting aluminium

ADC12 Die casting aluminum
excellent heat dissipation

φ60mm



Various top brands drivers

Option: 0-10V dimmable Drive
7 Years Warranty

PHILIPS or



A 90°x140°
BEAM ANGLE

5 YEARS WARRANTY

IP65



Street Light LED Pro

SURGE PREVENTION: **IP65** | **10KV±** | HIGH VOLTAGE RESISTANCE: **1500V±**

50 W 6500 lm
 2234251 3000 K
 2234252 4000 K
 2234253 6400 K
 568×200×109mm

100 W 13000 lm
 2234261 3000 K
 2234262 4000 K
 2234263 6400 K
 613×240×109mm

150 W 19500 lm
 2234271 3000 K
 2234272 4000 K
 2234273 6400 K
 683×260×109mm

SURGE PREVENTION: **IP65** | **10KV±** | HIGH VOLTAGE RESISTANCE: **1500V±**

200 W 26000 lm
 2234281 3000 K
 2234282 4000 K
 2234283 6400 K
 693×300×109mm

250 W 32500 lm
 2234291 3000 K
 2234292 4000 K
 2234293 6400 K
 693×300×109mm

300 W 39000 lm
 2234301 3000 K
 2234302 4000 K
 2234303 6400 K
 793×300×109mm

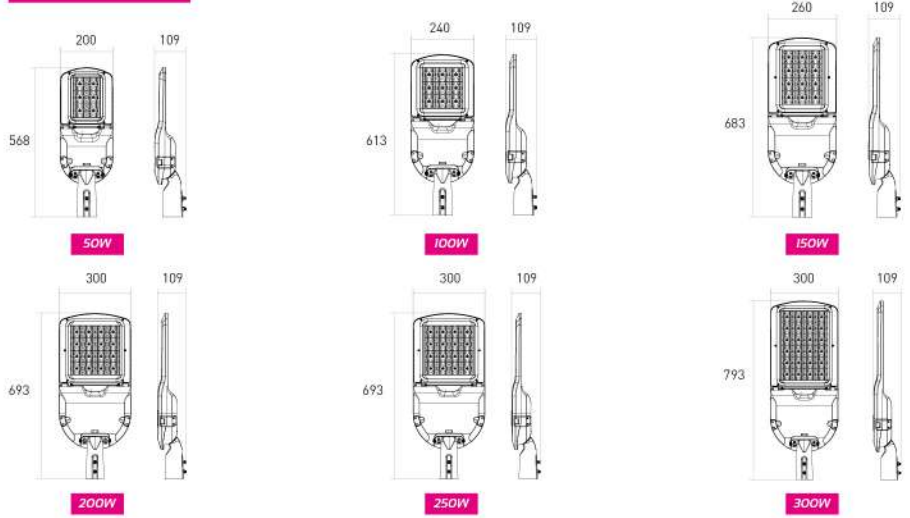


Street Light LED Pro
Aluminium

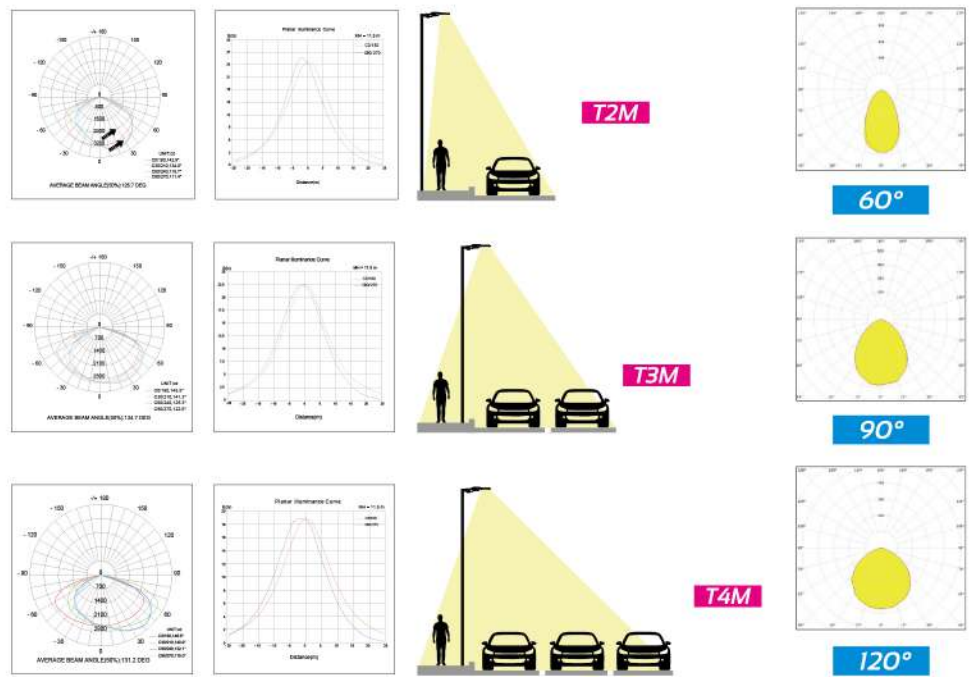


Street Light LED Pro Dimension

Dimension(mm)



Light Distribution Options



Product Maintenance



UFO Highbay LED



Basic
80lm/W
Linear IC



Standard
100lm/W
Up to 240W



Standard CCT

150W/200W/240W
By Dip Switch
3000K/4000K/6400K
By Dip Switch



DOB CCT
100lm/W
3000K/4000K/6400K
By Dip Switch



High Efficiency
180lm/W(Ra80)
200lm/W(Ra70)
The highest efficiency
in the market



Microwave Sensor
150lm/W
ON/OFF function/Daylight priority/
Dimmable control



Emergency
180lm/W

Power	Emergency Power	Emergency Time
100W	10W	3H
150W	15W	3H
200W	20W	3H

Various top brands drivers

PHILIPS

OSRAM

LIFUD

MW

3 YEARS WARRANTY

IP65

80 lm/W



UFO Highbay LED Basic **80lm/W**

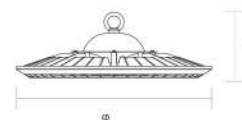
SURGE PROTECTION HIGH VOLTAGE RESISTANCE
IP65 4KV+ 1500V+

100 W 8000 lm PF>0.9
 2252021 3000 K
 2252022 4000 K
 2252023 6400 K
 250×250×105mm

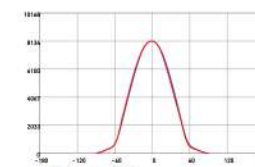
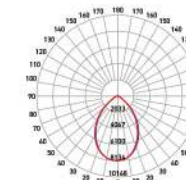
150 W 12000 lm PF>0.9
 2252031 3000 K
 2252032 4000 K
 2252033 6400 K
 305×305×105mm

200 W 16000 lm PF>0.9
 2252041 3000 K
 2252042 4000 K
 2252043 6400 K
 360×360×105mm

Dimensional drawing



Luminous Intensity Distribution



UFO Highbay LED Linear IC
Aluminium



5 YEARS WARRANTY

IP65

100 lm/W

0-10V Dimmable OPTIONAL



UFO Highbay LED 100lm/W

SURGE PREVENTION HIGH VOLTAGE RESISTANCE
IP65 4KV+ 1500V+

100 W 10000 lm PF>0.9
2250001 3000 K
2250002 4000 K
2250003 6400 K

250x250x115mm

150 W 15000 lm PF>0.9
2250011 3000 K
2250012 4000 K
2250013 6400 K

305x305x115mm

200 W 20000 lm PF>0.9
2250021 3000 K
2250022 4000 K
2250023 6400 K

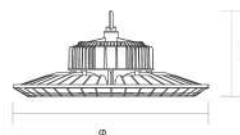
360x360x115mm

SURGE PREVENTION HIGH VOLTAGE RESISTANCE
IP65 4KV+ 1500V+

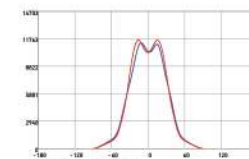
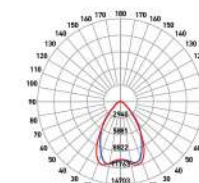
240 W 24000 lm PF>0.9
2250031 3000 K
2250032 4000 K
2250033 6400 K

407x407x115mm

Dimensional drawing




Luminous Intensity Distribution



UFO Highbay LED

Aluminium





UFO Highbay LED
Multi-power (200W/150W/100W) CCT

Aluminium

200W

±100mA	Power LOW MID HIGH	CCT A A+B B
	120W 150W 200W	3400K 4000K 5000K



5 YEARS WARRANTY

IP65

100 lm/W

By Dip Switch

UFO Highbay LED
Multi-power (200W/150W/120W) CCT

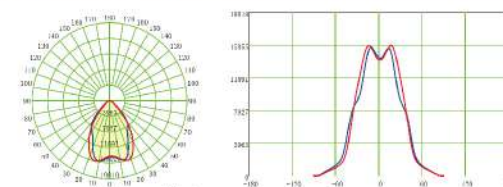
IP65 6KV+ 1500V+

200 W 20000 lm PF>0.9
2255034
By Dip Switch 120W / 150W / 200W
By Dip Switch 3000K / 4000K / 6400K
360x360x115mm

Dimensional drawing



Luminous Intensity Distribution



5 YEARS WARRANTY

IP65

100 lm/W



UFO DOB LED 100lm/W

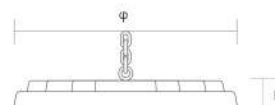
SURGE PREVENTION HIGH VOLTAGE RESISTANCE
IP65 **4KV+** **1500V+**

100 W 10000 lm PF>0.9
 2256011 3000 K
 2256012 4000 K
 2256013 6400 K 263×263×30mm

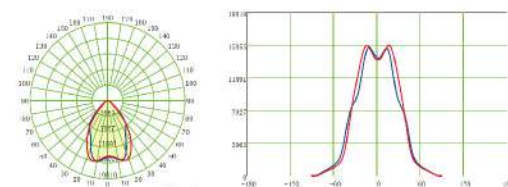
150 W 15000 lm PF>0.9
 2256021 3000 K
 2256022 4000 K
 2256023 6400 K 305×305×30mm

200 W 20000 lm PF>0.9
 2256031 3000 K
 2256032 4000 K
 2256033 6400 K 335×335×30mm

Dimensional drawing



Luminous Intensity Distribution



UFO DOB LED
Aluminium





UFO DOB LED
 DIP CCT (3000K/4000K/6400K)
Aluminium

TECHTOUCH



UFO DOB LED **100lm/W**
 DIP CCT (3000K/4000K/6400K)

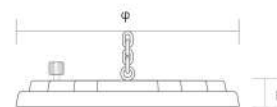
SURGE PREVENTION HIGH VOLTAGE RESISTANCE
IP65 4KV+ 1500V+

100 W 10000 lm PF>0.9
 2256114
 By Dip Switch 3000K / 4000K / 6400K
 263x263x30mm

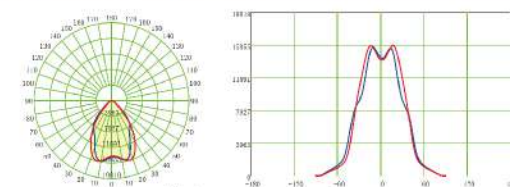
150 W 15000 lm PF>0.9
 2256124
 By Dip Switch 3000K / 4000K / 6400K
 305x305x30mm

200 W 20000 lm PF>0.9
 2256134
 By Dip Switch 3000K / 4000K / 6400K
 335x335x30mm

Dimensional drawing



Luminous Intensity Distribution



5 YEARS WARRANTY

IP65

180 lm/W

0-10V Dimmable OPTIONAL



UFO Highbay LED High Efficiency **180lm/W**

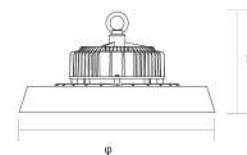
SURGE PREVENTION HIGH VOLTAGE RESISTANCE
IP65 4KV+ 1500V+

100 W 18000 lm PF>0.9
 2253031 3000 K
 2253032 4000 K
 2253033 6400 K 248×249×99mm

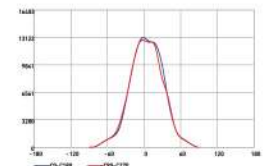
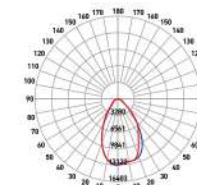
150 W 27000 lm PF>0.9
 2253041 3000 K
 2253042 4000 K
 2253043 6400 K 306×306×109mm

200 W 36000 lm PF>0.9
 2253051 3000 K
 2253052 4000 K
 2253053 6400 K 362×362×115mm

Dimensional drawing



Luminous Intensity Distribution



UFO Highbay LED High Efficiency

Aluminium





TECHTOUCH

UFO Highbay LED

High Efficiency

180lm/W



Power consumption comparison

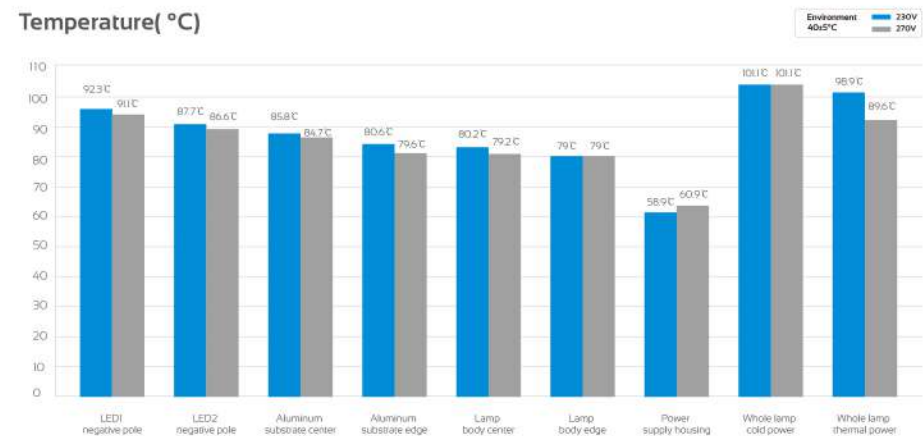


Save electricity bills

172€ ~~344.2€~~

Light up 12 hours a day x 365 days
*Real-time electricity costs in Germany on October, 2023

Temperature (°C)



5 YEARS WARRANTY

IP65

150 lm/W

0-10V Dimmable OPTIONAL



UFO Highbay LED High Efficiency **150lm/W**

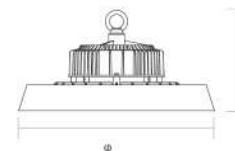
IP65 SURGE PREVENTION 4KV+ HIGH VOLTAGE RESISTANCE 1500V+

100 W 15000 lm PF>0.9
 2253001 3000 K
 2253002 4000 K
 2253003 6400 K 248×249×99mm

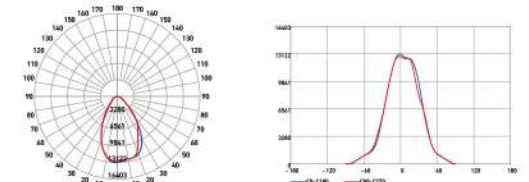
150 W 22500 lm PF>0.9
 2253011 3000 K
 2253012 4000 K
 2253013 6400 K 306×306×109mm

200 W 30000 lm PF>0.9
 2253021 3000 K
 2253022 4000 K
 2253023 6400 K 362×362×115mm

Dimensional drawing

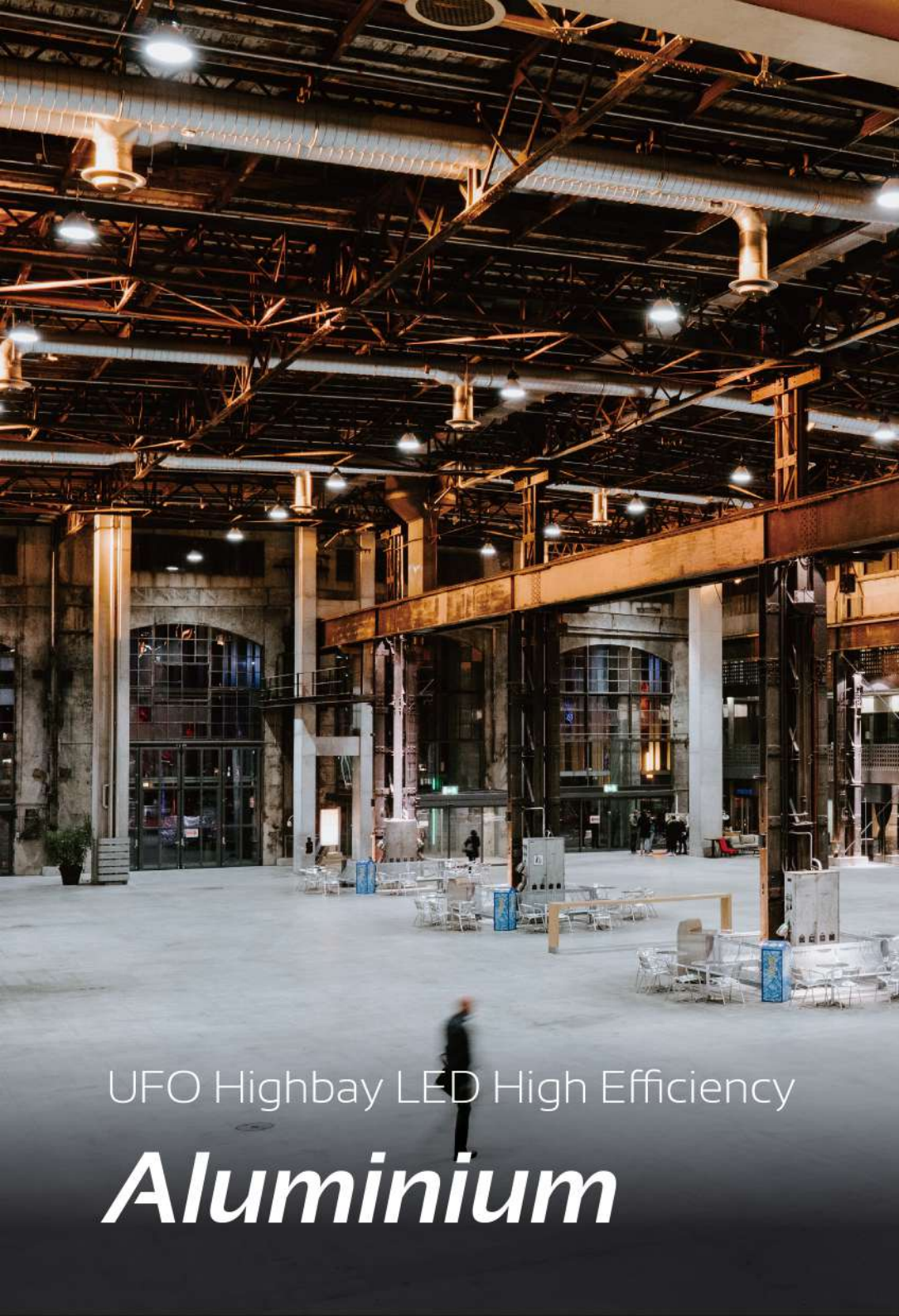


Luminous Intensity Distribution



UFO Highbay LED High Efficiency

Aluminium



5 YEARS WARRANTY

IP65

150 lm/W

12V Auxiliary Power

Microwave SENSOR

0-10V Dimmable



UFO Highbay LED Microwave Sensor

SURGE PREVENTION HIGH-VOLTAGE RESISTANCE
IP65 4KV+ 1500V+

100 W 15000 lm PF>0.9

2254001 3000 K

2254002 4000 K

2254003 6400 K 250x250x115mm

150 W 22500 lm PF>0.9

2254011 3000 K

2254012 4000 K

2254013 6400 K 305x305x115mm

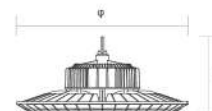
200 W 30000 lm PF>0.9

2254021 3000 K

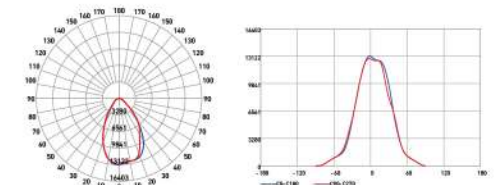
2254022 4000 K

2254023 6400 K 360x360x115mm

Dimensional drawing




Luminous Intensity Distribution



UFO Highbay LED Microwave Sensor

Aluminium



UFO Highbay LED

Microwave Sensor

150lm/W

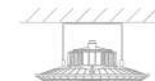
Energy saving **80%**



Various installation methods



Suspension



Surface mounted



Wall mount

Various lighting angles



Annular lens
60°/90°



Plane lens
120°

Installation height recommended



100W

3.5m

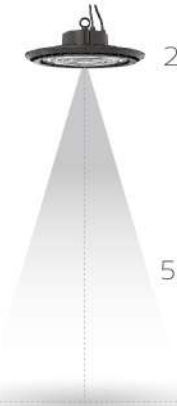
φ10m



150W

4.2m

φ12.8m



200W

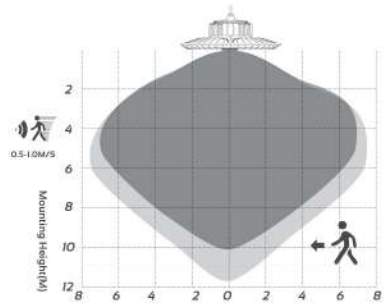
5m

φ14m



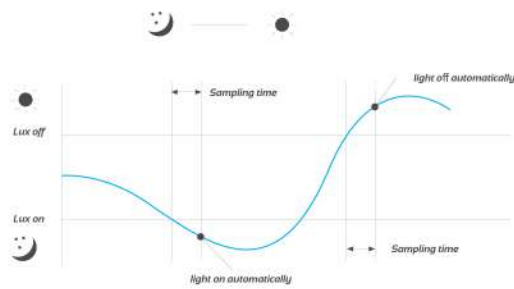
UFO Highbay LED Microwave Sensor

UFO Highbay LED Sensor can significantly save energy, prolong lifespan and effectively deal with the energy crisis. High ROI due to long lifespan and low maintenance costs.



Highest mounting height is 10m

This figure indicates the maximum distance at the highest mounting height with 100% sensitivity.



Precondition of Daylight priority

Note: Lux-off sampling time--10s;
Lux-off sampling time--10s;
Lux-On function takes effect only when standby dimming period set at +∞.

Key	Function	
ON/OFF	Turn on/off the light.	
Auto	sensor mode.	
Power	100%	Light power output when motion detected.
	80%	
	30%	
Stand-by dimming level	30%	The dimming level in the standby period.
	20%	
Hold time	The period of light keeping 100% brightness after moving objects leave the detection area.	
Stand-by period	The period of light keeping low output before it's completely switched off. When it's preset as '+∞' the light always keep at low output if no movement in the detection area and doesn't turn off.	
Daylight threshold	Definition of the ambient brightness, only when the ambient brightness is lower than the preset specific lux amount, the sensor will work; when it's preset as 'disable', the sensor will detect motion regardless the ambient brightness.	
Sensitivity	In this area, movement will be detected and able to trigger the sensor. 100% detection area is also known as the strong sensitivity.	

★ Remote Setting Tips: When press any button, if the light is flickering one time, means the setting is successful.

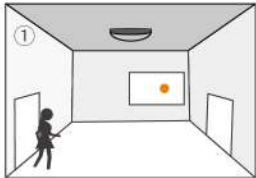
Size (L*W*H) 120*45*18.5



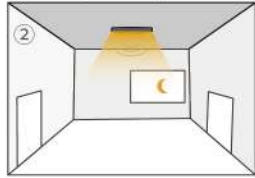
Application

Daylight priority

Lux-On function takes effect only when stand-by dimming period set at +∞.



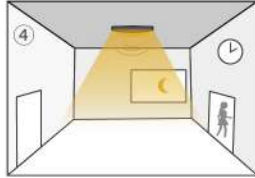
With sufficient daylight, even when motion detected, light remains OFF.



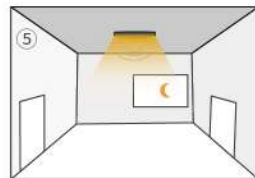
Light automatically on and dim to the stand-by dimming level when ambient brightness is lower than preset lux level.



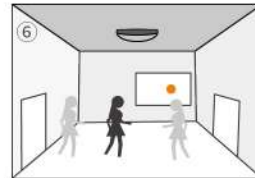
With insufficient ambient brightness, light dims to 100% when motion was detected.



Light keeps on 100% within the holdtime.



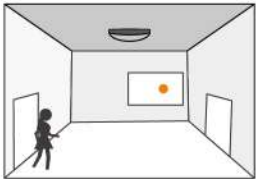
Light dims to standby level if no motion detected after holdtime.



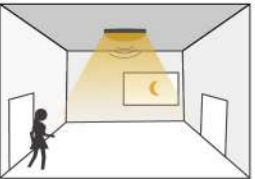
Light off when ambient lux level is higher than preset lux amount even there is still motion.

ON/OFF function

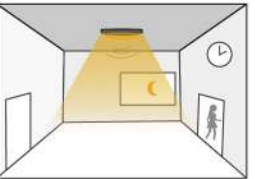
The daylight threshold is set to "10Lux/25Lux/50Lux, Stand-by period is set to "0s".



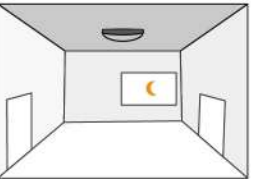
With sufficient daylight, even when motion detected, light remains OFF.



With insufficient ambient brightness, light dims to 100% when motion was detected.

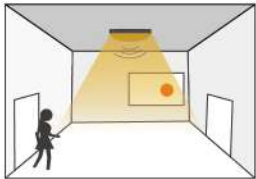


Light keeps on 100% within the holdtime.

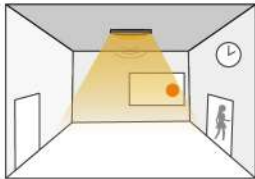


After the last detection and the preset hold time elapsed, light OFF.

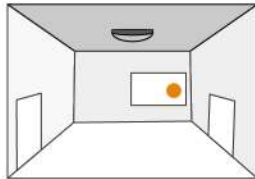
The daylight threshold is set to "Disable". Light on when detect movement, After people leave, Light off after stand-by period.



When motion is detected, the sensor will switch on the light to 100% brightness.



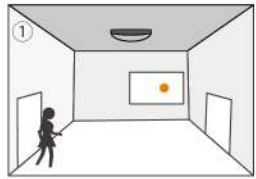
After people leave the detection area, light remains 100% brightness within hold time.



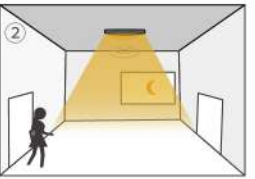
After the last detection and the present hold time elapsed, light OFF.

Dimmable control/Corridor function

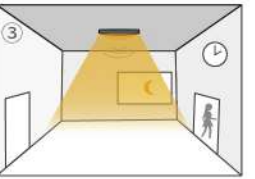
The daylight threshold is set to "10Lux/25Lux/50Lux, stand-by period is set to "10s/10min".



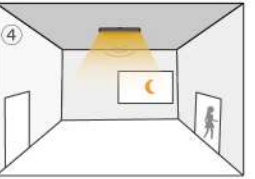
With sufficient daylight, even when motion detected, light remains OFF.



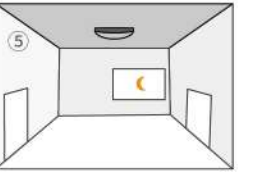
With insufficient ambient brightness, light dims to 100% when motion was detected.



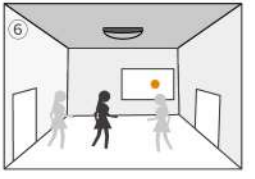
Light keeps on 100% within the holdtime.



Light dims to standby level if no motion detected after holdtime.



After the stand-by period, light OFF.



Light off when ambient lux level is higher than preset lux amount even there is still motion.

5 YEARS WARRANTY

IP65

150 lm/W

3 HOURS WORKING TIME

0-10V Dimmable



UFO Highbay LED Emergency



IP65 SURGE PREVENTION 4KV+ HIGH VOLTAGE RESISTANCE 1500V+

100 W 15000 lm PF>0.9

2254101 3000 K

2254102 4000 K

2254103 6400 K 248×249×99mm

150 W 22500 lm PF>0.9

2254111 3000 K

2254112 4000 K

2254113 6400 K 306×306×109mm

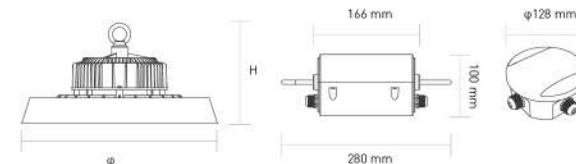
200 W 30000 lm PF>0.9

2254121 3000 K

2254122 4000 K

2254123 6400 K 362×362×115mm

Dimensional drawing




Power	Battery	Emergency Power	Discharge Time
100W	Lithium non phosphate 6.4V/6000mAh	10W	3H
150W	Ternary polymer lithium battery 16.4V/5000mAh	15W	3H
200W	Ternary polymer lithium battery 18V/5000mAh	20W	3H

UFO Highbay LED Emergency

Aluminium

Sensation Strip 12V/24V

Smart Voice Control 

compatible with  amazon alexa

compatible with  Google Assistant

Smart Control 
LUXRAM APP




ANDROID APP ON  Google play
Download on the  App Store



COB
Uniform 180°
illumination
320LEDs/m

COB 10m
10m for general
application
480LEDs/m

COB CCT
3000K/4000K/
6500K
304+304LEDs/m



Standard
2835 60LEDs/m
2835 120LEDs/m
IP20/54/65/67

Ra>90

High Efficiency
Up to 1200lm/m

Ambient Light
RGB/RGBW/RGBCW
5050 60LEDs/m



Neon



Single-Sided
Emitting



Double-Sided
Emitting



Optional Color



360°



Smart Control
IP54 Kit



IP54 RGB
Kit



Controller



Super Slim
Max.144W



Max.288W



High power
Max.360W



IP67

 zigbee



Infrared
remote



DALI

Constant voltage driver



Super Slim



IP20

0-10V
Dimmable



Super Slim

IP67

Full Power
All drivers

Sensation Strip 12V COB



12V COB CRI >80 180° 5 YEARS WARRANTY

Art.No.	Voltage [V]	Watt [W]	Color Temp [K]	Lumen [lm/m]	LED type	LED/m	CRI	PCB [mm]	Roll [m]
2500001	12V	10	3000	1000	COB	280	80	8	5
2500002	12V	10	4000	1000	COB	280	80	8	5
2500003	12V	10	6400	1000	COB	280	80	8	5
2500011	12V	12	3000	1200	COB	480	80	8	5
2500012	12V	12	4000	1200	COB	480	80	8	5
2500013	12V	12	6400	1200	COB	480	80	8	5

Length:5000mm



Protection class



Accessories

* All the connectors of IP65 LED strip are further glue waterproof sealed

Connectors

End Cap (IP65)

Mounting Brachet



Profiles



Driver

Control



Sensation Strip 12V/24V

COB



Sensation Strip 24V COB



24V COB CRI >80 180° 5 YEARS WARRANTY

Art.No.	Voltage [V]	Watt [W]	Color Temp [K]	Lumen [lm/m]	LED type	LED/m	CRI	PCB [mm]	Roll [m]
2500021	24V	10	3000	1000	COB	280	80	8	5
2500022	24V	10	4000	1000	COB	280	80	8	5
2500023	24V	10	6400	1000	COB	280	80	8	5
2500031	24V	12	3000	1200	COB	480	80	8	5
2500032	24V	12	4000	1200	COB	480	80	8	5
2500033	24V	12	6400	1200	COB	480	80	8	5

Length 5000mm



Protection class



Accessories

* All the connections of IP65 LED strip are further glue waterproof sealed.

Connectors



End Cap(IP65)



Mounting Bracket



Profiles



Driver

Powercord 24V 18W-72W



Constat Voltage Driver 24V 15W-400W



Control

Smart Controller Wi-Fi + Bluetooth MINI Dimmable 144W



Sensation Strip 24V COB 10m for general application



24V COB CRI >80 180° 5 YEARS WARRANTY

Art.No.	Voltage [V]	Watt [W]	Color Temp [K]	Lumen [lm/m]	LED type	LED/m	CRI	PCB [mm]	Roll [m]
2500041	24V	10	3000	1000	COB	320	80	8	10
2500042	24V	10	4000	1000	COB	320	80	8	10
2500043	24V	10	6400	1000	COB	320	80	8	10

Length 5000mm



Protection class



Accessories

* All the connections of IP65 LED strip are further glue waterproof sealed.

Connectors



End Cap(IP65)



Mounting Bracket



Profiles



Driver

Powercord 24V 18W-72W



Constat Voltage Driver 24V 15W-400W



Control

Smart Controller Wi-Fi + Bluetooth MINI Dimmable 144W



Sensation Strip 24V CCT



24V COB CRI >80 180° 5 YEARS WARRANTY

Art.No.	Voltage [V]	Watt [W]	Color Temp [K]	Lumen [lm/m]	LED type	LED/m	CRI	PCB [mm]	Roll [m]
2500056	24V	6	3000/4000/6400	300-300	COB	60-60	80	8	5

Length:5000mm



Protection class



Accessories

* All the connections of IP65 LED strip are further glue waterproof sealed.

Connectors

End Cap (IP65)

Mounting Bracket



Profiles




Driver

Powercord 24V 18W-72W

Constant Voltage Driver 24V 15W-400W

Control

Smart Controller Wi-Fi + Bluetooth MINI CCT 144W





Sensation Strip COB CCT



Uniform 180° illumination, no dark area



More suitable for ultra-thin aluminum profiles



180° bend

Flexible circuit board Electrolytic copper for double sided film to ensure the flexibility



Using 3M double-sided tape

good viscosity, strong temperature resistance easy to use, bright and beautiful



Multiple Control Modes

CCT 3000K/4000K/6500K

Smart Control

Wi-Fi Bluetooth zigbee



Remote Control

Infrared remote




IP20



IP67



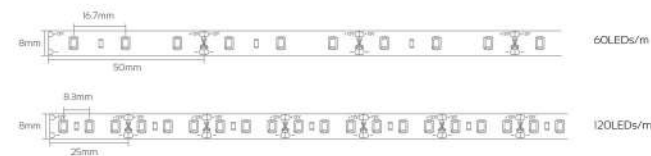


Sensation Strip 12V

12V CRI >80 140° 5 YEARS WARRANTY

Art.No.	Voltage [V]	Watt [W]	Color Temp [K]	Lumen [lm/m]	LED type	LED/m	CRI	PCB [mm]	Roll [m]
2500061	12V	6	3000	600	2835	60	80	8	5
2500062	12V	6	4000	600	2835	60	80	8	5
2500063	12V	6	6400	600	2835	60	80	8	5
2500071	12V	10	3000	1000	2835	120	80	8	5
2500072	12V	10	4000	1000	2835	120	80	8	5
2500073	12V	10	6400	1000	2835	120	80	8	5

Length:5000mm



Protection class



Accessories

* All the connections of IP65 LED strip are further glue waterproof sealed.

Connectors



End Cap (IP65)

Mounting Bracket



Profiles



Driver

Powercord 12V 18W-72W

Constat Voltage Driver 12V 15W-400W



Control

Smart Controller Wi-Fi + Bluetooth MINI Dimable 144W




Sensation Strip 12V/24V

Standard



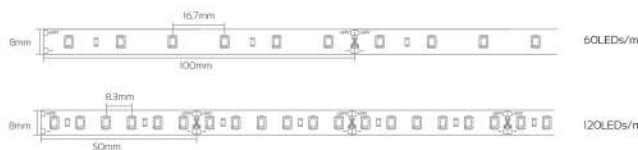
Sensation Strip 24V



24V CRI >80 Δ 140° 5 YEARS WARRANTY

Art.No.	Voltage [V]	Watt [W]	Color Temp [K]	Lumen [lm/m]	LED type	LED/m	CRI	PCB [mm]	Roll [m]
2500081	24V	6	3000	600	2835	60	80	8	5
2500082	24V	6	4000	600	2835	60	80	8	5
2500083	24V	6	6400	600	2835	60	80	8	5
2500091	24V	10	3000	1000	2835	120	80	8	5
2500092	24V	10	4000	1000	2835	120	80	8	5
2500093	24V	10	6400	1000	2835	120	80	8	5

Length:5000mm



Protection class



Accessories

* All the connections of IP65 LED strip are further glue waterproof sealed.

Connectors



End Cap(IP65)



Mounting Bracket



Profiles



Driver

Powercord 24V 18W-72W


Constat Voltage Driver 24V 15W-400W

Control

Smart Controller Wi-Fi + Bluetooth MINI Dimable 144W



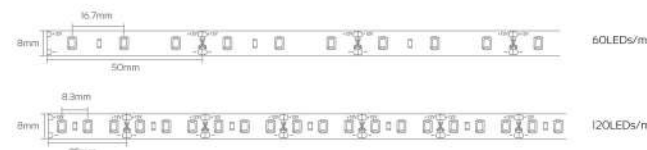
Sensation Strip 24V CRI >90



24V CRI >90 Δ 140° 5 YEARS WARRANTY

Art.No.	Voltage [V]	Watt [W]	Color Temp [K]	Lumen [lm/m]	LED type	LED/m	CRI	PCB [mm]	Roll [m]
2500101	24V	6	3000	600	2835	60	90	8	5
2500102	24V	6	4000	600	2835	60	90	8	5
2500103	24V	6	6400	600	2835	60	90	8	5
2500111	24V	10	3000	1000	2835	120	90	8	5
2500112	24V	10	4000	1000	2835	120	90	8	5
2500113	24V	10	6400	1000	2835	120	90	8	5

Length:5000mm



Protection class



Accessories

* All the connections of IP65 LED strip are further glue waterproof sealed.

Connectors



End Cap(IP65)



Mounting Bracket



Profiles



Driver

Powercord 24V 18W-72W


Constat Voltage Driver 24V 15W-400W

Control

Smart Controller Wi-Fi + Bluetooth MINI Dimable 144W



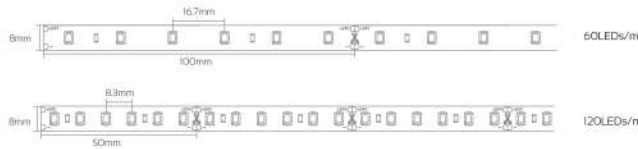
Sensation Strip 24V 120lm/W



24V CRI >80 A 140° 5 YEARS WARRANTY

Art.No.	Voltage [V]	Watt [W]	Color Temp [K]	Lumen [lm/m]	LED type	LED/m	CRI	PCB [mm]	Roll [m]
2500121	24V	6	3000	720	2835	60	80	8	5
2500122	24V	6	4000	720	2835	60	80	8	5
2500123	24V	6	6400	720	2835	60	80	8	5
2500131	24V	10	3000	1200	2835	120	80	8	5
2500132	24V	10	4000	1200	2835	120	80	8	5
2500133	24V	10	6400	1200	2835	120	80	8	5

Length:5000mm



Protection class



Accessories

* All the connections of IP65 LED strip are further glue waterproof sealed.

Connectors



End Cap(IP65)



Mounting Bracket



Profiles



Driver

Powercord 24V 18W-72W




Constat Voltage Driver 24V 15W-400W



Control

Smart Controller Wi-Fi + Bluetooth MINI Dimable 144W



Sensation Strip 12V/24V

Standard



Sensation Strip High Efficiency

Color render index(Ra90)



Sensation Strip High Efficiency

1200lm/m 120LED/m

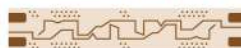
Other colors can be customized

2700K/3000K/3500K/4000K/5000K/6500K

Material comparison

PLATING

Sensation Strip High Efficiency



Good conductivity, strong integrity, high stability

PK

Ordinary DIE CUTTING




Optional IP Rating

IP20 (bare board), IP54 (Epoxy resin), IP65 (silicone sleeve), IP68 ((Epoxy resin + silicone sleeve).



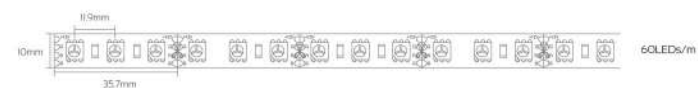
Sensation Strip 12V RGB



12V CRI >80 Δ140° 5 YEARS WARRANTY

Art.No.	Voltage [V]	Watt [W]	Color Temp [K]	Lumen [lm/m]	LED type	LED/m	CRI	PCB [mm]	Roll [m]
2500145	12V	6	RGB	/	S050	60	80	8	5

Length:5000mm



Protection class



Accessories

* All the connections of IP65 LED strip are further glue waterproof sealed.

Connectors



End Cap[IP65]



Mounting Bracket



Profiles



Driver

Powercord 12V 18W-72W



Constat Voltage Driver 12V 15W-400W



Control

Smart Controller Wi-Fi + Bluetooth MINI RGB 164W



RGB Controller 12V/24V with remote




Sensation Strip 12V/24V

RGB



Sensation Strip 24V RGB



24V CRI >80 A 140° 5 YEARS WARRANTY

Art.No.	Voltage [V]	Watt [W]	Color Temp [K]	Lumen [lm/m]	LED type	LED/m	CRI	PCB [mm]	Roll [m]
2500155	24V	6	RGB	/	S050	60	80	10	5

Length:5000mm



Protection class



Accessories

* All the connections of IP65 LED strip are further glue waterproof sealed.

Connectors



End Cap(IP65)



Mounting Bracket



Profiles



Driver

Powercord 24V 18W-72W



Constat Voltage Driver 24V 15W-400W



Control


Smart Controller Wi-Fi + Bluetooth MINI RGB 144W



RGB Controller 12V/24V with remote



Sensation Strip 24V RGBW



24V CRI >80 A 140° 5 YEARS WARRANTY

Art.No.	Voltage [V]	Watt [W]	Color Temp [K]	Lumen [lm/m]	LED type	LED/m	CRI	PCB [mm]	Roll [m]
2500165	24V	6	RGB	/	S050	60	80	10	5

Length:5000mm



Protection class



Accessories

* All the connections of IP65 LED strip are further glue waterproof sealed.

Connectors



End Cap(IP65)



Mounting Bracket



Profiles



Driver

Powercord 24V 18W-72W



Constat Voltage Driver 24V 15W-400W




Control

Smart Controller Wi-Fi + Bluetooth MINI RGBW 144W



Sensation Strip 24V RGBCW



24V CRI >80 140° 5 YEARS WARRANTY

Art.No.	Voltage [V]	Watt [W]	Color Temp [K]	Lumen [lm/m]	LED type	LED/m	CRI	PCB [mm]	Roll [m]
250065	24V	6	RGB	/	5050	60	80	10	5

Length: 5000mm



Protection class



Accessories

* All the connections of IP65 LED strip are further glue waterproof sealed.

Connectors



End Cap (IP65)



Mounting Bracket



Profiles



Driver

Powercord 24V 18W-72W



Constat Voltage Driver 24V 15W-400W



Control

Smart Controller Wi-Fi + Bluetooth MINI RGBCW 164W





Sensation Strip RGB 12V/24V

Sensation Strip RGBCW



16000000

Multiple colors to choose from

Various lighting types to choose



Sensation Strip RGB



Sensation Strip RGBW



Sensation Strip RGBCW



Application effect



Optional IP Rating



IP20 (bare board), IP54 (Epoxy resin), IP65 (silicone sleeve), IP68 ((Epoxy resin + silicone sleeve).

Multiple Control Modes



Max.288W



Wi-Fi



Bluetooth



Infrared remote

Smart Voice Control

compatible with amazon alexa

compatible with Google Assistant

Smart Control



Google play

Download on the App Store

Various constant voltage driver solution

IP20



Super Slim



0-10V Dimmable



IP67

Super Slim



All drivers Full Power

Sensation Strip Neon 12V/24V Single-Sided Emitting



IP65 CRI >80 A 120° 5 YEARS WARRANTY

Art.No.	Voltage [V]	Watt [W]	Color Temp [K]	Lumen [lm/m]	LED type	LED/m	CRI	Dimensions [mm]	Roll [m]
2500171	12V	6	2700K	180	2835	120	80	8x16	5
2500172	12V	6	4000K	180	2835	120	80	8x16	5
2500173	12V	6	6400K	180	2835	120	80	8x16	5
2500181	24V	6	2700K	180	2835	120	80	8x16	5
2500182	24V	6	4000K	180	2835	120	80	8x16	5
2500183	24V	6	6400K	180	2835	120	80	8x16	5



Optional Color

Length 5000mm



Accessories

*All the connectors of IP65 LED strip are further glue waterproof sealed.

Connectors

End Cap

Mounting Bracket



Intra-Connector Neon R2 8x16



Intra-Connector Neon T2 8x16



Intra-Connector Neon B2 16



Sensation Strip 12V/24V

Neon

Driver

Powercord 12V/24V 18W-72W

Constal Voltage Driver 12V/24V 15W-400W



Control

Smart Controller Wi-Fi + Bluetooth Mini Dimmable 288W



Sensation Strip Neon 12V/24V Double-Sided Emitting



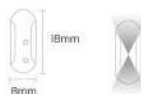

IP65 CRI >80 A 120° 5 YEARS WARRANTY

Art.No.	Voltage [V]	Watt [W]	Color Temp [K]	Lumen [lm/m]	LED type	LED/m	CRI	Dimensions [mm]	Roll [m]
2500191	12V	6	2700K	180	2835	120	80	8x8	5
2500192	12V	6	4000K	180	2835	120	80	8x8	5
2500193	12V	6	6400K	180	2835	120	80	8x8	5
2500201	24V	6	2700K	180	2835	120	80	8x8	5
2500202	24V	6	4000K	180	2835	120	80	8x8	5
2500203	24V	6	6400K	180	2835	120	80	8x8	5



Optional Color

Length 5000mm



Accessories

* All the connections of IP65 LED strip are further glue waterproof sealed.

Connectors

End Cap

Mounting Bracket



Intra-Connector Neon RP 8x8



Intra-Connector Neon T 8x8



Intra-Connector Neon 8x8



Driver

Powercord 12V/24V 18W-72W

Constat Voltage Driver 12V/24V 15W-400W



Control

Smart Controller Wi-Fi + Bluetooth MINI Dimmable 288W



Sensation Strip Neon 12V/24V 360°



IP65 CRI >80 A 360° 5 YEARS WARRANTY

Art.No.	Voltage [V]	Watt [W]	Color Temp [K]	Lumen [lm/m]	LED type	LED/m	CRI	Dimensions [mm]	Roll [m]
2500211	12V	6	2700K	180	2835	120	80	ø16	5
2500212	12V	6	4000K	180	2835	120	80	ø16	5
2500213	12V	6	6400K	180	2835	120	80	ø16	5
2500221	24V	6	2700K	180	2835	120	80	ø16	5
2500222	24V	6	4000K	180	2835	120	80	ø16	5
2500223	24V	6	6400K	180	2835	120	80	ø16	5



Length 5000mm



Accessories

* All the connections of IP65 LED strip are further glue waterproof sealed.

Connectors

End Cap

Mounting Bracket



Intra-Connector Neon RP ø16



Intra-Connector Neon T ø16



Intra-Connector Neon ø16



Driver

Powercord 12V/24V 18W-72W

Constat Voltage Driver 12V/24V 15W-400W



Control

Smart Controller Wi-Fi + Bluetooth MINI Dimmable 288W



Sensation Strip IP54 Smart Control Kit



12V/24V IP54 CRI >80 A 120° 5 YEARS WARRANTY

Art.No.	Voltage [V]	Watt [W]	Color Temp [K]	Lumen [lm/m]	LED type	LED/m	CRI	PCB [mm]	Roll [m]
2500336	12V/24V	6	3000/4000/6400	300-300	2835	60	80	8	5
2500345	12V/24V	6	RGBW	/	5050	60	80	8	5

Sensation Strip IP54 Kit



12V/24V IP54 CRI >80 A 120° 5 YEARS WARRANTY









Art.No.	Voltage [V]	Watt [W]	Color Temp [K]	Lumen [lm/m]	LED type	LED/m	CRI	PCB [mm]	Roll [m]
2500351	12V/24V	6	3000K	600	2835	60	80	8	5
2500352	12V/24V	6	4000K	600	2835	60	80	8	5
2500353	12V/24V	6	6400K	600	2835	60	80	8	5
2500367	12V/24V	6	RGBW	/	5050	60	80	8	5

Sensation Strip 12V/24V

5m Kit

Sensation Strip Accessories

								
Description	Single End Connector 2Pin	Inter-Connector With Wire 2Pin	Inter-Connector With Wire 90°-1 2Pin	Inter-Connector With Wire 90°-2 2Pin	Inter-Connector 90° 2Pin	Inter-Connector T 2Pin	Inter-Connector X 2Pin	Single End Easy Connector 2Pin
Art.No	2508008	2508018	2508028	2508038	2508048	2508058	2508068	2508078

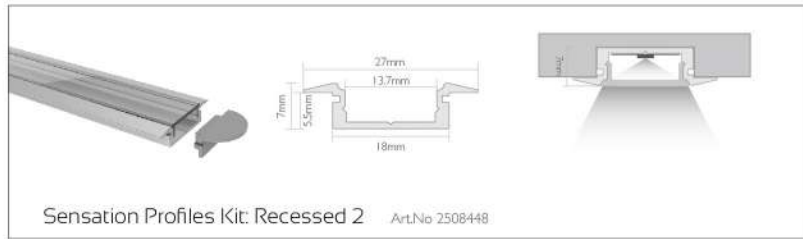
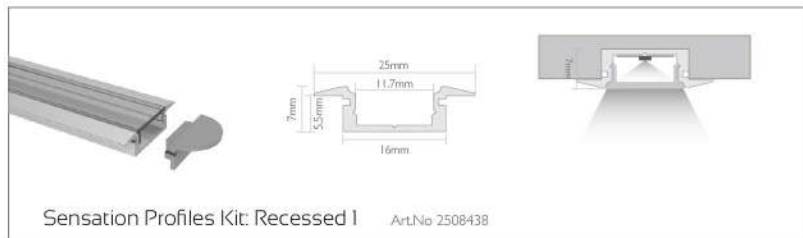
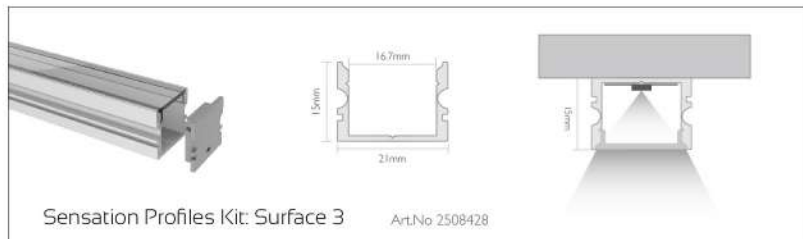
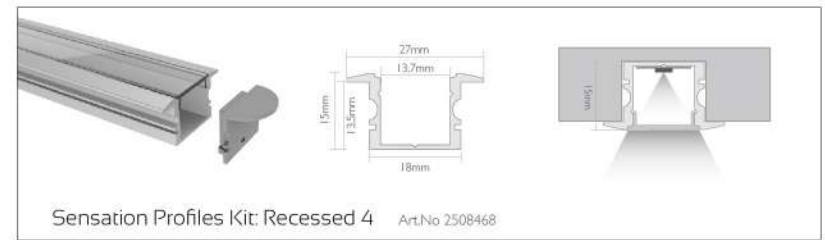
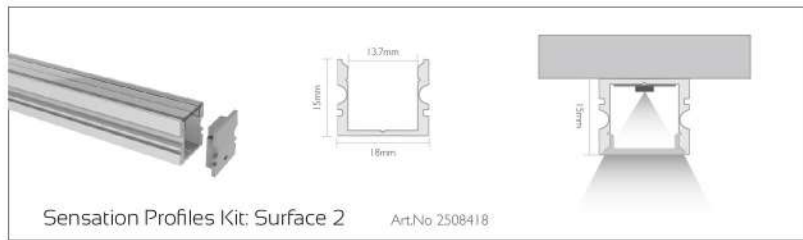
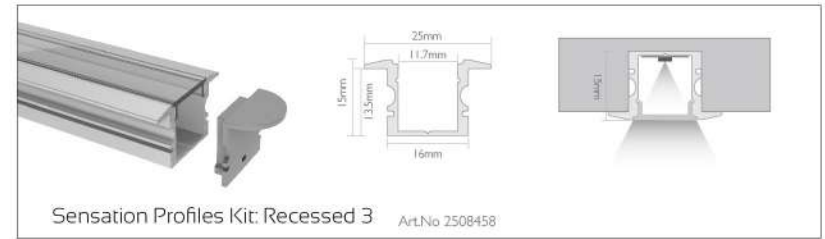
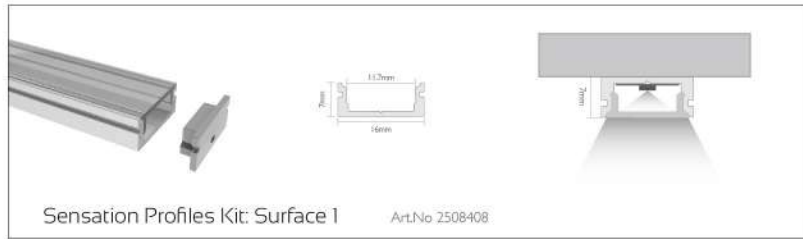
								
Description	Single End Connector 3Pin	Inter-Connector With Wire 3Pin	Inter-Connector With Wire 90°-1 3Pin	Inter-Connector With Wire 90°-2 3Pin	Inter-Connector 90° 3Pin	Inter-Connector T 3Pin	Inter-Connector X 3Pin	Single End Easy Connector 3Pin
Art.No	2508088	2508098	2508108	2508118	2508128	2508138	2508148	2508158

								
Description	Single End Connector 4Pin	Inter-Connector With Wire 4Pin	Inter-Connector With Wire 90°-1 4Pin	Inter-Connector With Wire 90°-2 4Pin	Inter-Connector 90° 4Pin	Inter-Connector T 4Pin	Inter-Connector X 4Pin	Single End Easy Connector 4Pin
Art.No	2508168	2508178	2508188	2508198	2508208	2508218	2508228	2508238

								
Description	Inter-Connector Neon 90° 8x16	Inter-Connector Neon T 8x16	Inter-Connector Neon 8x16	End Cap Neon 8x16	Inter-Connector Neon 90° 8x18	Inter-Connector Neon T 8x18	Inter-Connector Neon 8x18	End Cap Neon 8x18
Art.No	2508248	2508258	2508268	2508278	2508288	2508298	2508308	2508318

								
Description	Inter-Connector Neon 90° Ø16	Inter-Connector Neon T Ø16	Inter-Connector Neon Ø16	End Cap Neon Ø16	Mounting Bracket IP20	Mounting Bracket IP54	Mounting Bracket Neon	Mounting Bracket
Art.No	2508328	2508338	2508348	2508358	2508368	2508378	2508388	2508398

Sensation Profiles Kit





Sensation Strip Smart Controller



Wi-Fi



Bluetooth



zigbee

Smart Control



ANDROID APP ON Google play

Download on the App Store

Smart Voice Control



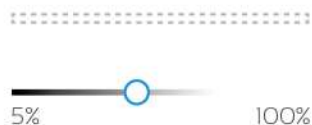
compatible with amazon alexa

compatible with Google Assistant

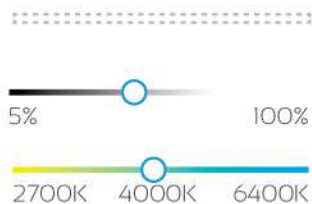
Multi-mode control

Powerful APP Control Panel

Smart Voice Control



Dimmable



CCT

16 million colors



RGB

16 million colors



RGBW

16 million colors



RGBCW

Sensation Strip Smart Controller Wi-Fi + Bluetooth MINI 144W

Art.No.	Input Voltage	Output current	Output Power	Control Mode	Function	Dimensions
25I0008	DC 12-24V	6A Max	144W Max	Wi-Fi + Bluetooth	Dimmable	58-26x15mm
25I0018	DC 12-24V	6A Max	144W Max	Wi-Fi + Bluetooth	CCT	58-26x15mm
25I0028	DC 12-24V	6A Max	144W Max	Wi-Fi + Bluetooth	RGB	58-26x15mm
25I0038	DC 12-24V	6A Max	144W Max	Wi-Fi + Bluetooth	RGBW	58-26x15mm
25I0048	DC 12-24V	6A Max	144W Max	Wi-Fi + Bluetooth	RGBCW	58-26x15mm



Sensation Strip Smart Controller Wi-Fi + Bluetooth 288W

Art.No.	Input Voltage	Output current	Output Power	Control Mode	Function	Dimensions
25I0058	DC 12-24V	12A Max	288W Max	Wi-Fi + Bluetooth+2.4G RF	Dimmable	74.5-36x17mm
25I0068	DC 12-24V	12A Max	288W Max	Wi-Fi + Bluetooth+2.4G RF	CCT	74.5-36x17mm
25I0078	DC 12-24V	12A Max	288W Max	Wi-Fi + Bluetooth+2.4G RF	RGB	74.5-36x17mm
25I0088	DC 12-24V	12A Max	288W Max	Wi-Fi + Bluetooth+2.4G RF	RGBW	74.5-36x17mm
25I0098	DC 12-24V	12A Max	288W Max	Wi-Fi + Bluetooth+2.4G RF	RGBCW	74.5-36x17mm



Sensation Strip Smart Controller Wi-Fi + Bluetooth + Zigbee 288W

Art.No.	Input Voltage	Output current	Output Power	Control Mode	Function	Dimensions
25I0108	DC 12-24V	12A Max	288W Max	Wi-Fi + Bluetooth + Zigbee	Dimmable	103-50x28mm
25I0118	DC 12-24V	12A Max	288W Max	Wi-Fi + Bluetooth + Zigbee	CCT	103-50x28mm
25I0128	DC 12-24V	12A Max	288W Max	Wi-Fi + Bluetooth + Zigbee	RGB	103-50x28mm
25I0138	DC 12-24V	12A Max	288W Max	Wi-Fi + Bluetooth + Zigbee	RGBW	103-50x28mm
25I0148	DC 12-24V	12A Max	288W Max	Wi-Fi + Bluetooth + Zigbee	RGBCW	103-50x28mm



Sensation Strip Smart Controller Wi-Fi + Bluetooth 360W



Art.No.	Input Voltage	Output current	Output Power	Control Mode	Function	Dimensions
25I0158	DC 12-24V	15A Max	360W Max	Wi-Fi + Bluetooth	Dimmable	90-64x24mm
25I0168	DC 12-24V	15A Max	360W Max	Wi-Fi + Bluetooth	CCT	90-64x24mm
25I0178	DC 12-24V	15A Max	360W Max	Wi-Fi + Bluetooth	RGB	90-64x24mm
25I0188	DC 12-24V	15A Max	360W Max	Wi-Fi + Bluetooth	RGBW	90-64x24mm
25I0198	DC 12-24V	15A Max	360W Max	Wi-Fi + Bluetooth	RGBCW	90-64x24mm



Sensation Strip Smart Controller MINI Bluetooth 144W

Art.No.	Input Voltage	Output current	Output Power	Control Mode	Function	Dimensions
25I0208	DC 12-24V	6A Max	144W Max	Bluetooth	RGB	62x15.5x15mm
25I0218	DC 12-24V	6A Max	144W Max	Bluetooth	RGBW	62x15.5x15mm
25I0228	DC 12-24V	6A Max	144W Max	Bluetooth	RGBCW	62x15.5x15mm




Sensation Strip Smart Controller IP65

Art.No.	Input Voltage	Output current	Total Output	Control Mode	Function
25I0258	DC 12-24V	6A Max	20A	Wi-Fi + Bluetooth	Dimmable
25I0268	DC 12-24V	6A Max	20A	Wi-Fi + Bluetooth	CCT
25I0278	DC 12-24V	6A Max	20A	Wi-Fi + Bluetooth	RGB
25I0298	DC 12-24V	6A Max	20A	Wi-Fi + Bluetooth	RGBW
25I0308	DC 12-24V	6A Max	20A	Wi-Fi + Bluetooth	RGBCW



Sensation Strip Controller



Sensation Strip DALI Driver



DALI Driver 240W
AC:12V-24V DC:12V-24V IP20
Art.NO 25I0428

Sensation Strip Amplifier



RGB Amplifier 12-24V
Art.NO 25I0438



RGBW Amplifier 12-24V
Art.NO 25I0448

Sensation Strip Controller Panel



Touch Panel Controller
Dimmable Art.NO 2510348



Touch Panel Controller + Remote Dimmable
Art.NO 2510378



Touch Panel Controller CCT
Art.NO 2510358



Touch Panel Controller + Remote CCT
Art.NO 2510388



Touch Panel Controller RGB
Art.NO 2510368



Touch Panel Controller + Remote RGBW
Art.NO 2510398



0-10V Dimmable
Art.NO 2510408



DALI Control Panel
Art.NO 2510418

Sensation Strip Powercord



Powercord 12V 18W 0-1.5A
Art.NO 2510458

Powercord 24V 18W 0-0.75A
Art.NO 2510468



Powercord 12V 36W 0-3A
Art.NO 2510478

Powercord 24V 36W 0-1.5A
Art.NO 2510488



Powercord 12V 48W 0-4A
Art.NO 2510498

Powercord 24V 48W 0-1.5A
Art.NO 2510508



Powercord 12V 60W 0-5A
Art.NO 2510518

Powercord 24V 60W 0-2.5A
Art.NO 2510528



Powercord 12V 72W 0-6A
Art.NO 2510538

Powercord 24V 72W 0-3A
Art.NO 2510548

Sensation Strip Constat Voltage Driver IP20

Art.No.	Voltage [V]	Watt [W]	IP	Output [V]	PF	Dimensions [mm]
2510558	176-264	15	20	12	0.5	77-35-22
2510568	176-264	25	20	12	0.5	140-33-27
2510578	176-264	36	20	12	0.5	140-33-27
2510598	176-264	60	20	12	0.5	160-40-32
2510608	176-264	100	20	12	0.5	188-47-35
2510618	176-264	120	20	12	0.5	188-47-35
2510628	176-264	150	20	12	0.5	200-58-42
2510638	176-264	200	20	12	0.5	222-68-40
2510648	176-264	250	20	12	0.5	222-68-40
2510658	176-264	300	20	12	0.5	222-68-40
2510668	176-264	400	20	12	0.5	200-58-42
2510678	176-264	15	20	24	0.5	77-35-22
2510688	176-264	25	20	24	0.5	140-33-27
2510698	176-264	36	20	24	0.5	140-33-27
2510708	176-264	60	20	24	0.5	160-40-32
2510718	176-264	100	20	24	0.5	188-47-35
2510728	176-264	120	20	24	0.5	188-47-35
2510738	176-264	150	20	24	0.5	200-58-42
2510748	176-264	200	20	24	0.5	222-68-40
2510758	176-264	250	20	24	0.5	222-68-40
2510768	176-264	300	20	24	0.5	222-68-40
2510778	176-264	400	20	24	0.5	200-58-42



15W



25W



36W



60W



100W



150W



200W



250W



300W



400W

Sensation Strip Constat Voltage Driver Ultra-slim IP20

Art.No.	Voltage [V]	Watt [W]	IP	Output [V]	PF	Dimensions [mm]
25I0788	176-264	60	20	12	0.5	178-53-23
25I0798	176-264	100	20	12	0.5	188-53-23
25I0808	176-264	150	20	12	0.5	220-53-23
25I0818	176-264	200	20	12	0.5	275-53-23
25I0828	176-264	300	20	12	0.5	286-53-23
25I0838	176-264	400	20	12	0.5	335-53-23
25I0848	176-264	60	20	24	0.5	178-53-23
25I0858	176-264	100	20	24	0.5	188-53-23
25I0868	176-264	150	20	24	0.5	220-53-23
25I0878	176-264	200	20	24	0.5	275-53-23
25I0888	176-264	300	20	24	0.5	286-53-23
25I0898	176-264	400	20	24	0.5	335-53-23



Sensation Strip Constat Voltage Driver Ultra-slim IP67

Art.No.	Voltage [V]	Watt [W]	IP	Output [V]	PF	Dimensions [mm]
25II008	176-264	12	67	12	0.5	190-20-20
25II018	176-264	25	67	12	0.5	190-20-20
25II028	176-264	36	67	12	0.5	270-20-20
25II038	176-264	48	67	12	0.5	307-20-20
25II048	176-264	60	67	24	0.5	307-20-20
25II058	176-264	12	67	24	0.5	190-20-20
25II068	176-264	25	67	24	0.5	190-20-20
25II078	176-264	36	67	24	0.5	270-20-20
25II088	176-264	48	67	24	0.5	307-20-20
25II098	176-264	60	67	24	0.5	307-20-20



Sensation Strip Constat Voltage Driver IP67

Art.No.	Voltage [V]	Watt [W]	IP	Output [V]	PF	Dimensions [mm]
25III08	176-264	36	67	12	0.5	150-35-25
25III18	176-264	60	67	12	0.5	158-52-32
25III28	176-264	120	67	12	0.5	220-52-32
25III38	176-264	150	67	12	0.5	230-65-32
25III48	176-264	200	67	12	0.5	245-80-32
25III58	176-264	300	67	12	0.5	265-90-37
25III68	176-264	400	67	12	0.5	265-90-37
25III78	176-264	36	67	24	0.5	150-35-25
25III88	176-264	60	67	24	0.5	158-52-32
25III98	176-264	120	67	24	0.5	220-52-32
25II208	176-264	150	67	24	0.5	230-65-32
25II218	176-264	200	67	24	0.5	245-80-32
25II228	176-264	300	67	24	0.5	265-90-37
25II238	176-264	400	67	24	0.5	265-90-37



Sensation Strip Constat Voltage Driver 0-10V Dimmable

Art.No.	Voltage [V]	Watt [W]	IP	Output [V]	PF	Dimensions [mm]
25IO908	176-264	60	20	12	0.5	185-50-30
25IO918	176-264	100	20	12	0.5	230-50-30
25IO928	176-264	150	20	12	0.5	230-50-30
25IO938	176-264	200	20	12	0.5	287-50-30
25IO948	176-264	250	20	12	0.8	287-50-30
25IO958	176-264	60	20	24	0.5	185-50-30
25IO968	176-264	100	20	24	0.5	230-50-30
25IO978	176-264	150	20	24	0.5	230-50-30
25IO988	176-264	200	20	24	0.5	287-50-30
25IO998	176-264	250	20	24	0.8	287-50-30



TECHTOUCH

Sensation Strip 230V




COB
Uniform 180°
illumination
320LEDs/m



Standard
2835 120LEDs/m
2835 180LEDs/m

Wireless
2835 60LEDs/m
2835 120LEDs/m

Ambient Light
RGB/RGBW
5050 60LEDs/m



IP65 Kit
3000K
4000K
6400K



IP65 RGB
Kit



Neon



Single-Sided
Emitting



Double-Sided
Emitting



360°



Optional Color

Flicker Free
Driver
150W/200W/400W



Powercord
4A/8A/15W



RGB Remote
Control



RGB Push
Button Control
3A/5A

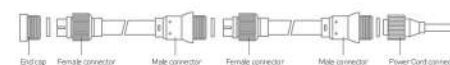
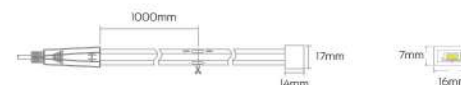


Sensation Strip 230V COB



230V IP65 CRI >80 180° 3 YEARS WARRANTY

Art.No.	Voltage [V]	Watt [W]	Color Temp [K]	Lumen [lm/m]	LED type	LED/m	CRI	PCB [mm]	Roll [m]
2500231	230	11	3000	1100	COB	288	80	8	50
2500232	230	11	4000	1100	COB	288	80	8	50
2500233	230	11	6400	1100	COB	288	80	8	50



*Waterproof solutions are individually customized

Accessories

* All the connections of IP65 LED strip are further glue waterproof sealed



Sensation Strip 230V

COB



Sensation Strip COB 230V



PK



Compared to traditional SMD light strips, it has a wider beam angle and better bending performance, without lighting spots.



Quick connection

Pinless terminals, convenient and quick



IP65



PVC soft rubber is fire-retardant, waterproof, frost-resistant and high temperature



180° uniform illumination
288 LEDs; no dark area

Sensation Strip COB 230V

PLATING 

Good conductivity, strong integrity, high stability

Traditional SMD

DIE CUTTING 

Driver solution



Flickering Free Driver
150W/200W/400W



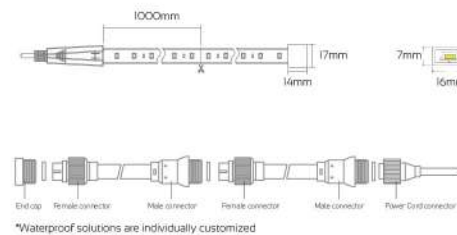
Powercord
4A/8A/15A

Sensation Strip 230V



230V IP65 CRI >80 120° 3 YEARS WARRANTY

Art.No.	Voltage [V]	Watt [W]	Color Temp [K]	Lumen [lm/m]	LED type	LED/m	CRI	PCB [mm]	Roll [m]
2500241	230	6.5	3000	650	2835	60	80	8	50
2500242	230	6.5	4000	650	2835	60	80	8	50
2500243	230	6.5	6400	650	2835	60	80	8	50
2500251	230	10	3000	1000	2835	120	80	8	50
2500252	230	10	4000	1000	2835	120	80	8	50
2500253	230	10	6400	1000	2835	120	80	8	50



*Waterproof solutions are individually customized

Accessories

* All the connections of IP65 LED strip are further glue waterproof sealed.

Connectors

End Cap

Mounting Bracket



Inter-Connector 90°



Inter-Connector T



Inter-Connector



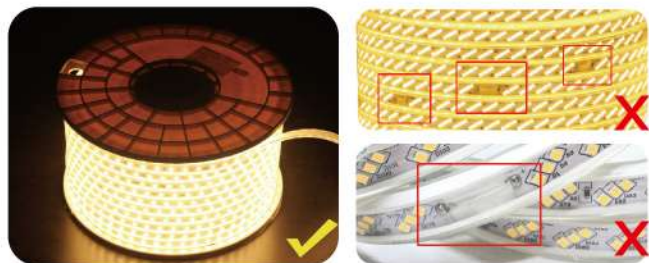
Sensation Strip 230V

Wireless

Sensation Strip Wireless 230V

2835 60LEDs/m 2835 120LEDs/m

3000K/4000K//6500K



Horizontal resistor, dual-line parallel design. With parallel wiring, the non-functioning of one LED chip does not affect the normal operation of other LED chips. The lamp beads are evenly distributed between each unit, and there is no dark area.

Easy to install

Wireless plug adjoint by special circuit board design



PVC

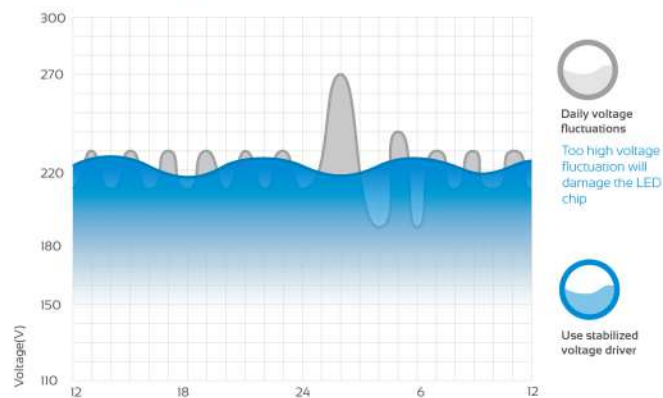
High temperature resistant, strong flexibility, bend easily.



Flicker-free Driver

Constant voltage Driver

Use constant voltage driver can stabilize the voltage, protecting electronic components and LED chip

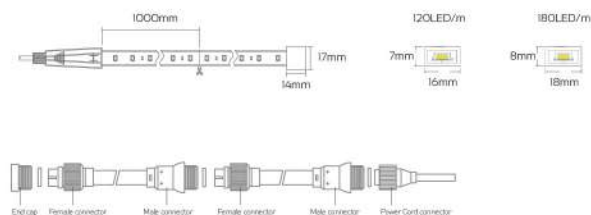


Sensation Strip 230V



230V IP65 CRI >80 120° 3 YEARS WARRANTY

Art.No.	Voltage [V]	Watt [W]	Color Temp [K]	Lumen [lm/m]	LED type	LED/m	CRI	PCB [mm]	Roll [m]
2500261	230	8	3000	800	2835	120	80	8	50
2500262	230	8	4000	800	2835	120	80	8	50
2500263	230	8	6400	800	2835	120	80	8	50
2500271	230	10	3000	1000	2835	180	80	8	50
2500272	230	10	4000	1000	2835	180	80	8	50
2500273	230	10	6400	1000	2835	180	80	8	50



*Waterproof solutions are individually customized.

Accessories

* All the connections of IP65 LED strip are further glue waterproof sealed.

Connectors

End Cap

Mounting Bracket



Intra-Connector 90°



Intra-Connector T



Intra-Connector



End Cap



Mounting Bracket



Mounting Bracket

Sensation Strip 230V

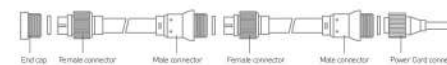
Standard

Sensation Strip 230V



230V IP65 CRI >80 Δ120° 3 YEARS WARRANTY

Art.No.	Voltage [V]	Watt [W]	Color Temp [K]	Lumen [lm/W]	LED type	LED/m	CRI	PCB [mm]	Roll [m]
2500285	230	8	RGB	/	5050	60	80	8	50
2500295	230	8	RGBW	/	5050	60	80	8	50



*Waterproof solutions are individually customized

Accessories

* All the connections of IP65 LED strip are further glue waterproof sealed.

Connectors

End Cap

Mounting Bracket



Inter-Connector 90°



Inter-Connector T



Inter-Connector



Sensation Strip 230V


RGB

Sensation Strip Neon 230V Single-Sided Emitting



230V IP65 CRI > 80 120° 3 YEARS WARRANTY

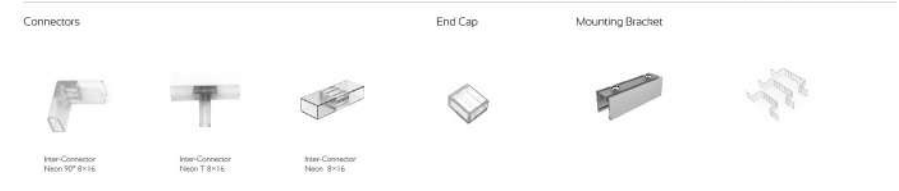
Art.No.	Voltage [V]	Watt [W]	Color Temp [K]	Lumen [lm/m]	LED type	LED/m	CRI	Dimensions [mm]	Roll [m]
2500301	230V	8	2700K	800	2835	120	80	8x16	50
2500302	230V	8	4000K	800	2835	120	80	8x16	50
2500303	230V	8	6400K	800	2835	120	80	8x16	50




Sensation Strip 230V
Neon

Accessories

* All the connections of IP65 LED strip are further glue waterproof sealed.





Sensation Strip Neon 230V

Uniform light without spots

8W/m 800lm/m 2835 120LEDs/m



PVC soft rubber shape is customizable, fire-retardant, waterproof, frost-resistant and high temperature resistant.

Ambient light various applications

10 colors & RGB are available



Three types of light emission options



Single-Sided
Emitting
8x16mm



Double-Sided
Emitting
8x18mm



360°
16x16mm



Driver solution

Flicker Free
Driver
150W/200W/
400W



Powercord
4A/8A/15W



Controller Solution RGB

Remote
Control



Push Button
Control
3A/5A



Sensation Strip Neon 230V Double-Sided Emitting

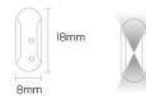


Sensation Strip Neon 230V 360°



230V CRI >80 140° 3 YEARS WARRANTY

Art.No.	Voltage [V]	Watt [W]	Color Temp [K]	Lumen [lm/m]	LED type	LED/m	CRI	Dimensions [mm]	Roll [m]
2500311	230V	8	2700K	800	2835	120	80	8x18	50
2500312	230V	8	4000K	800	2835	120	80	8x18	50
2500313	230V	8	6400K	800	2835	120	80	8x18	50



230V CRI >80 360° 3 YEARS WARRANTY

Art.No.	Voltage [V]	Watt [W]	Color Temp [K]	Lumen [lm/m]	LED type	LED/m	CRI	Dimensions [mm]	Roll [m]
2500321	230V	8	2700K	800	2835	120	80	8x18	50
2500322	230V	8	4000K	800	2835	120	80	8x18	50
2500323	230V	8	6400K	800	2835	120	80	8x18	50



Accessories

* All the connectors of IP65 LED strip are further glue waterproof sealed.



Accessories

* All the connectors of IP65 LED strip are further glue waterproof sealed.



Sensation Strip 230V IP65 Kit



230V IP65 CRI > 80 A 120° 5 YEARS WARRANTY

Art.No.	Voltage [V]	Watt [W]	Color Temp [K]	Lumen [lm/m]	LED type	LED/m	CRI	PCB [mm]	Roll [m]
2500371	230V	10	3000K	1000	2835	120	80	8	5
2500372	230V	10	4000K	1000	2835	120	80	8	5
2500373	230V	10	6400K	1000	2835	120	80	8	5

Sensation Strip 230VIP65 RGB Kit



230V IP65 CRI > 80 A 120° 5 YEARS WARRANTY

Art.No.	Voltage [V]	Watt [W]	Color Temp [K]	Lumen [lm/m]	LED type	LED/m	CRI	PCB [mm]	Roll [m]
2500385	230V	8	RGB	/	S050	60	80	8	5

Sensation Strip 230V

5m Kit

Sensation Strip Accessories



Description	Inter-Connector 90° 2Pin	Inter-Connector T 2Pin	Inter-Connector 2Pin	Inter-Connector 90° 4Pin	Inter-Connector T 4Pin	Inter-Connector 4Pin	End Cap
Art.No	2509388	2509398	2509408	2509418	2509428	2509438	2509448



Description	Inter-Connector Neon 90° 8x16	Inter-Connector Neon T 8x16	Inter-Connector Neon 8x16	End Cap Neon 8x16	Inter-Connector Neon 90° 8x18	Inter-Connector Neon T 8x18	Inter-Connector Neon 8x18	End Cap Neon 8x18
Art.No	2509458	2509468	2509478	2509488	2509498	2509508	2509518	2509528



Description	Inter-Connector Neon 90° Ø16	Inter-Connector Neon T Ø16	Inter-Connector Neon Ø16	End Cap Neon Ø16	Mounting Bracket Neon	Mounting Bracket
Art.No	2509538	2509548	2509558	2509568	2509578	2509588

Sensation Strip Accessories 230V Flicker Free Driver



Art.No 2509598	150W PF0.9 IP44 AC:220-240V DC:230V	Dimensions 119x31.5x29mm
Art.No 2509608	200W PF0.9 IP44 AC:220-240V DC:230V	Dimensions 145.8x42x33mm
Art.No 2509618	400W PF0.9 IP44 AC:220-240V DC:230V	Dimensions 145.8x42x33mm

Sensation Strip Accessories Powercord



Art.No 2509638	Powercord 4A
Art.No 2509648	Powercord 8A
Art.No 2509658	Powercord 15A
Art.No 2509668	Powercord With Plug Neon 8x16
Art.No 2509678	Powercord With Plug Neon 8x18
Art.No 2509688	Powercord With Plug Neon Ø16

Sensation Strip Accessories Controller RGB



Art.No 2509628	Controller RGB IP65
--------------------------	---------------------



Art.No 2509698	Powercord 3A RGB
Art.No 2509708	Powercord 5A RGB